

## DESCRIPTION

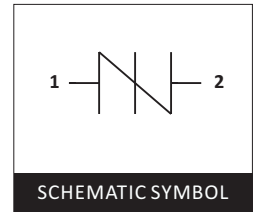
TSS-LA Thyristor solid state protection thyristor protect telecommunications equipment such as modems, line cards, fax machines, and other CPE. This Series devices are used to enable equipment to meet various regulatory requirements including GR1089, ITUK.20, K.21 and K.45, IEC 60950, and TIA-968 (formerly known as FCC Part 68).

## FEATURES

- > Excellent capability of absorbing transient surge
- > Quick response to surge voltage
- > Eliminates overvoltage caused by fast rising transients
- > Solid-state silicon technology, non degenerative

## APPLICATIONS

- > Audio/Video line
- > Network and telecom
- > Data lines and security systems
- > Serial ports



## PART NUMBER AND ELECTRICAL PARAMETER @ T=25°C RH = 45%-75%

PART NUMBER	V <sub>DRM</sub> V Min.	I <sub>DRM</sub> uA Max.	V <sub>s</sub> V Max.	I <sub>s</sub> mA	V <sub>T</sub> V Max.	I <sub>T</sub> A	I <sub>H</sub> mA	C <sub>o</sub> pF Max.
P0080LA	6	5	25	800	4	2.2	≥50	50
P0300LA	25	5	40	800	4	2.2	≥50	70
P0640LA	58	5	77	800	4	2.2	≥150	50
P1800LA	170	5	220	800	4	2.2	≥150	40
P2300LA	190	5	260	800	4	2.2	≥150	35
P2600LA	220	5	300	800	4	2.2	≥150	35
P3100LA	275	5	350	800	4	2.2	≥150	30
P3500LA	320	5	400	800	4	2.2	≥150	30
P4200LA	390	5	500	800	4	2.2	≤50	70

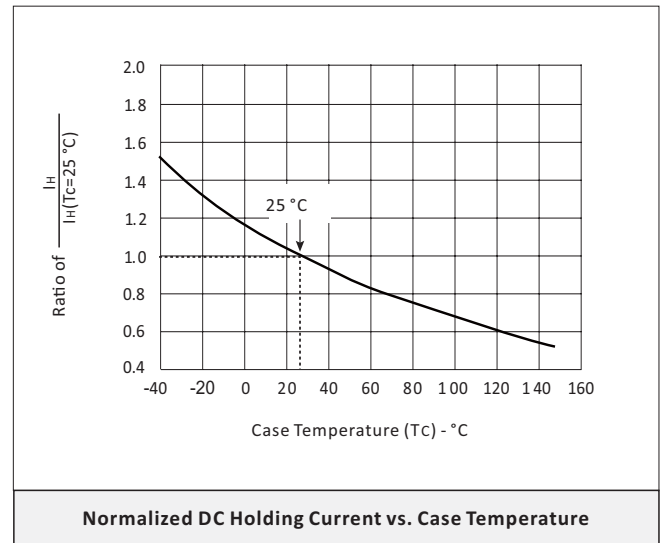
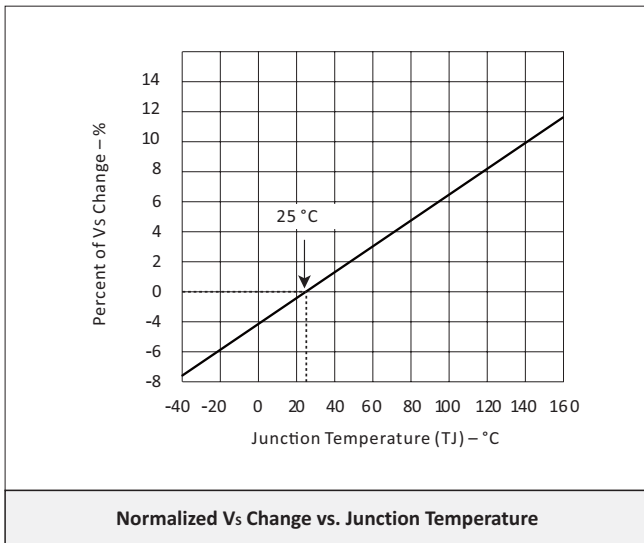
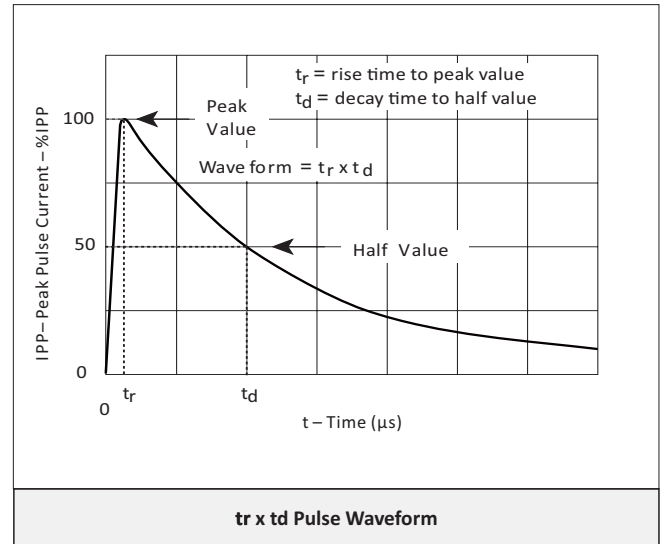
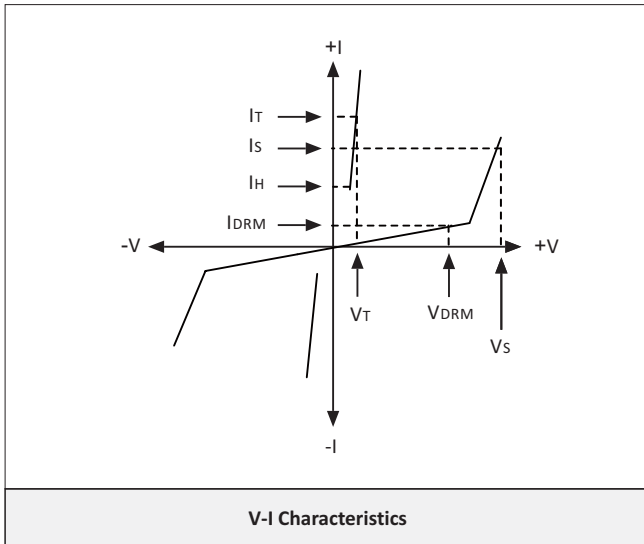
- 1、V<sub>s</sub> is measured at 100KV/S
- 2、Off-state capacitance is measured in V<sub>DC</sub>=2V, V<sub>RMS</sub>=1V, F=1MHz
- 3、All measurements are made at an ambient temperature of 25°C

## SURGE RATINGS

Series	IPP 2x10us (A)	IPP 8x20us (A)	IPP 10x560us (A)	IPP 10x1000us (A)	VPP 10x700us (V)	I <sub>TSM</sub> 60Hz (A)	di/dt (A/us)
P0080LA Thru P4200LA	150	150	50	45	3000	20	500

**THERMAL CONSIDERATIONS**

Symbol	Parameter	Value	Unit
$T_J$	Operating Junction Temperature	-40 to +150	°C
$T_s$	Storage Temperature Range	-40 to +150	°C
$R_{\theta JA}$	Junction to Ambient on printed circuit	90	°C/W

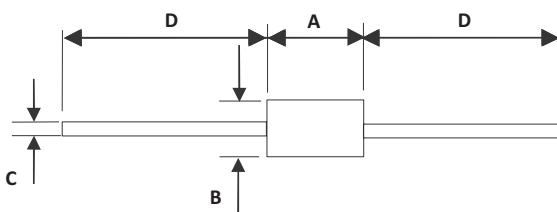
**TYPICAL DEVICE CHARACTERISTICS**


## ENVIRONMENTAL CHARACTERISTICS

Testing Items	Technical Standards
High Temperature Reverse Bias Test	Temperature:150±3°C,Bias=80%V <sub>DRM</sub> ;Time:168H
High Temperature Life Test	Temperature:150°C;Time:168H
High-Low Temperature Cycle Test	Temperature:From -40°C to 150°C ;Dwell Time:30min,10-100 Cycles
High Temperature&High Humidity Test	Temperature:85°C.Humidity:85%; Time:168H
Pressure Cooker Test	Temperature:121°C,2 atm.Humidity:100%; Time:24H To 168H
Resistance Of Soldering Heat	Temperature:260±5°C;Time Of Dip Soldering:10s,3 Times

## PRODUCT DIMENSIONS

DIMENSION	INCHES		MILLIMETERS	
	Min.	Max.	Min.	Max.
A	0.230	0.300	5.80	7.60
B	0.104	0.140	2.60	3.60
C	0.026	0.034	0.70	0.90
D	1.000		25.40	



## ORDERING INFORMATION

Part Number	Component Package	QTY/Reel	Reel Size
PxxxxLA	DO-15	4000PCS	13"

## CONTACT US

### Headquarters

A Building Caohejing I&E Park Pujiang Minhang Shanghai  
China

### Hotline

400-021-5756

### Web

<http://www.semiwill.com>

### By Telephone

General: 86-21-3463-7173

Sales: 86-21-3463-7172

Customer Service: 86-21-3463-7173-8810

Technical Support: 86-21-3463-7173-8805

### By Email

Sales: [sales08@semiwill.com](mailto:sales08@semiwill.com)

Customer Service: [cs01@semiwill.com](mailto:cs01@semiwill.com)

Technical Support: [fae01@semiwill.com](mailto:fae01@semiwill.com)

### By Fax

General: 86-21-3965-0654

Sales: 86-21-3463-7458

COPYRIGHT ©Semiwill 2009 - This literature is subject to all applicable copyright laws and is not for resale in any manner.

SPECIFICATIONS: Semiwill reserves the right to change the electrical and or mechanical characteristics described herein without notice.

DESIGN CHANGES : Semiwill reserves the right to discontinue product lines without notice and that the final judgement concerning selection and specifications is the buyer's and that in furnishing engineering and technical assistance, Semiwill assumes no responsibility with respect to the selection or specifications of such products. Semiwill makes no warranty, representation or guarantee regarding the suitability of its products for any particular purpose, nor does Semiwill assume any liability arising out of the application or use of any product or circuit and specifically disclaims any and all liability without limitation special, consequential or incidental damages.

LIFE SUPPORT POLICY: Semiwill products are not authorized for use in life support systems without written consent from the factory.