

Description

Fast Delivery Time

P2300SC SIDACtor Protection Thyristor protect telecommunications equipment such as ADSL Modems,Router, , Telephone, CCTV Camera,Digital Video Record,Video Capture Card, Twisted-pair video transmitter,CATV Splitter.....Etc.

P2300SC SIDACtor Protection Thyristor are used to enable equipment to meet various regulatory requirements including GR 1089, ITU K.20/21,IEC 61000-4-5, YD/T 1082,YD/T 993,YD/T 950,TIA-968-A ,TIA-968-B



Features

Compared to surge suppression using other technologies, P2300SC devices offer absolute surge protection regardless of the surge available and the rate of applied voltage (dv/dt). P2300SC devices:

- 100% Lead-Free(RoHs Compliant)
- Cannot be damaged by voltage
- Eliminate hysteresis and heat dissipation typically found with clamping devices
- Eliminate voltage overshoot caused by fast-rising transients
- Are non-degenerative
- Have low capacitance, making them ideal for high-speed transmission equipment

Electrical Characteristics

Parameter	Definition
V_{DRM}	Peak Off-state Voltage — maximum voltage that can be applied while maintaining off state
V_S	Switching Voltage — maximum voltage prior to switching to on state
I_H	Holding Current — minimum current required to maintain on state
I_S	Switching Current — maximum current required to switch to on state
I_T	On-state Current — maximum rated continuous on-state current
V_T	On-state Voltage — maximum voltage measured at rated on-state current
Capacitance	Off-state Capacitance — typical capacitance measured in off state
I_{DRM}	Leakage Current — maximum peak off-state current measured at V_{DRM}
I_{PP}	Peak Pulse Current — maximum rated peak impulse current
I_{TSM}	Peak One-cycle Surge Current — maximum rated one-cycle AC current
di/dt	Rate of Rise of Current — maximum rated value of the acceptable rate of rise in current over time

Electrical Characteristics




Part Number	Marking	V_{DRM} @ $I_{DRM}=5\mu A$	V_s @100V/ μs	I_H	I_s	I_T	V_T @ $I_T=2.2Amps$	Capacitance @1MHz,2V bias
		V_{min}	V_{max}	mA min	mA max	A max	V_{max}	pF
P2300SC	P23C	190	260	150	800	2.2	4	65

Notes:


-All measurements are made at an ambient temperature of 25°C .Ipp applies to -40°C through +85°C temperature range .

-Off-state capacitance(Co) is typical value.

Series	I_{pp} 2x10 μs	I_{pp} 8x20 μs	I_{pp} 10x160 μs	I_{pp} 10x560 μs	I_{pp} 10x1000 μs	I_{pp} 5x320 μs	I_{pp} 5x310 μs	I_{pp} 10x360 μs	I_{TSM} 50/60Hz	di/dt
	Amps	Amps	Amps	Amps	Amps	Amps	Amps	Amps	Amps	Amps/ μs
C	500	400	200	150	100	200	200	175	30	500

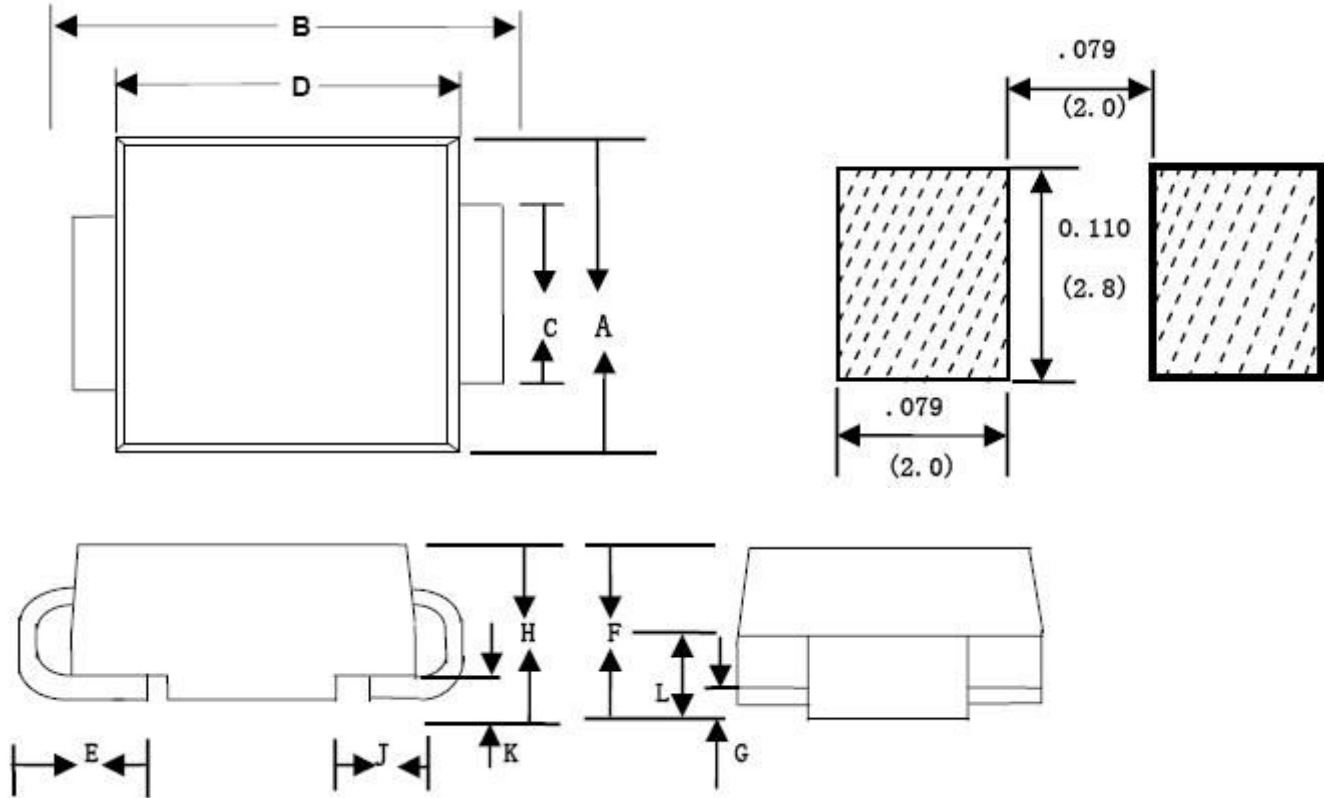
Package	DO-214AA/SMB	Symbol	Parameter	Value	Unit
		T_J	Operating Junction Temperature Range	-40 to +150	°C
		T_s	Storage Temperature Range	-65 to +150	°C
		$R_{\theta JA}$	Junction to Ambient on prited circuit	90	°C /W

Description of Part Number



P2300SC (Marking : P23C)

Fast Delivery Time



Dimension	Inches		Millimeters	
	Min	Max	Min	Max
A	0.134	0.155	3.40	3.94
B	0.205	0.22	5.21	5.59
C	0.075	0.083	1.90	2.11
D	0.166	0.185	4.22	4.70
E	0.036	0.056	0.91	1.42
F	0.073	0.087	1.85	2.2
G	0.002	0.008	0.05	0.20
H	0.077	0.094	1.95	2.40
J	0.043	0.053	1.09	1.35
K	0.008	0.014	0.20	0.35
L	0.039	0.049	0.99	1.24

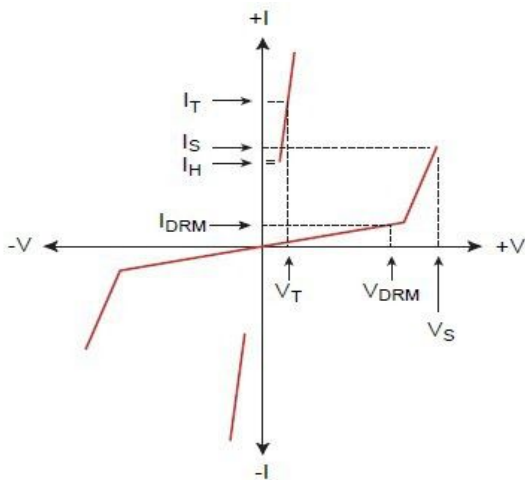
Packing Options



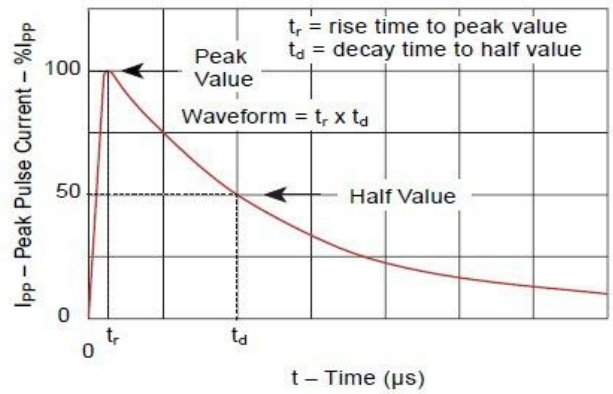
Package Type	Description	Packing Quantity	Industry Standard
P2300SC	DO-214AA Reel Pack	2500 PCS	EIA-481-D

Characteristics Curve

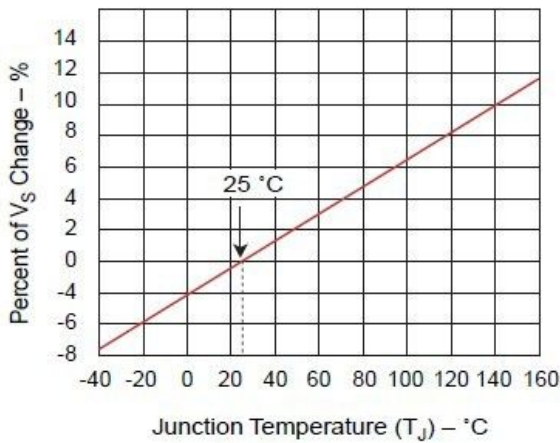
V-I Characteristics



Tr x Td Pulse Waveform



Normalized V_S Change Versus Junction Temperature



Normalized DC Holding Current Versus Case Temperature

