


CdS photoconductive cell Resin coating · dual type

Low cost dual-element sensor with standard size



CdS photoconductive cells utilize photoconductive effects in semiconductors that decrease their resistance when illuminated by light. These sensors are non-polar resistive elements with spectral response characteristics close to the human eye (luminous efficiency), thus making their operating circuits simple and small. Dual-element sensors can be used to compare the signal from each element or perform signal processing by using a separation circuit.

Features

- Thin substrate
- Low price

Applications

- Sensor for various control device

■ Absolute maximum ratings / Characteristics (Typ. Ta=25 °C, unless otherwise noted, per 1 element)

Type No.	Dimensional outline	Absolute maximum ratings			Characteristics *1						
		Supply voltage	Power dissipation P	Ambient temperature Ta	Peak sensitivity wavelength λp	Resistance *2			γ ₁₀ ¹⁰⁰ *4	Response time 10 lx *5	
						10 lx, 2856 K	0 lx *3			Rise time tr	Fall time tf
(Vdc)	(mW)	(°C)	(nm)	Min. (kΩ)	Max. (kΩ)	Min. (MΩ)	100 to 10 lx	(ms)	(ms)		
5R type											
P1395-01	①	50	25	-30 to +60	550	5	15	0.1	0.60	120	250
7R type											
P2405	②	100	50	-30 to +60	520	45	135	20	0.90	50	20
P2478-01	③				530	25	75	1	0.70		40

*1: All characteristics are measured after exposure to light (100 to 500 lx) for one to two hours.

*2: The light source is a standard tungsten lamp operated at a color temperature of 2856 K.

*3: Measured 10 seconds after shutting off the 10 lx light.

*4: Typical gamma characteristics (within ±0.10 variations) between 100 lx to 10 lx

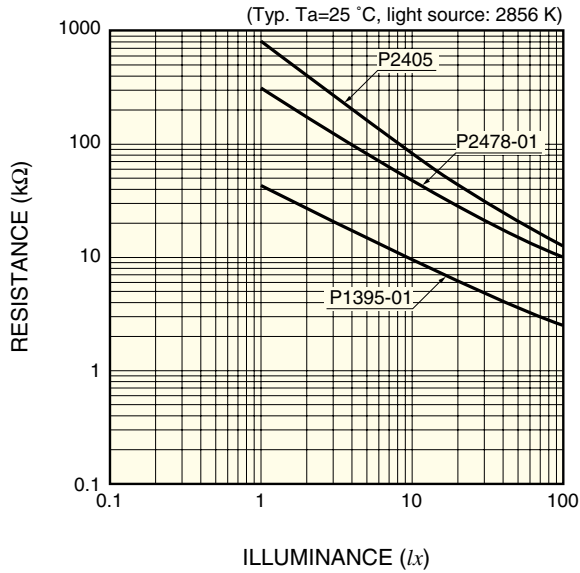
$$\gamma_{10}^{100} = \frac{|\log(R_{100}) - \log(R_{10})|}{|\log(E_{100}) - \log(E_{10})|}$$

E₁₀₀, E₁₀: illuminance 100 lx, 10 lx

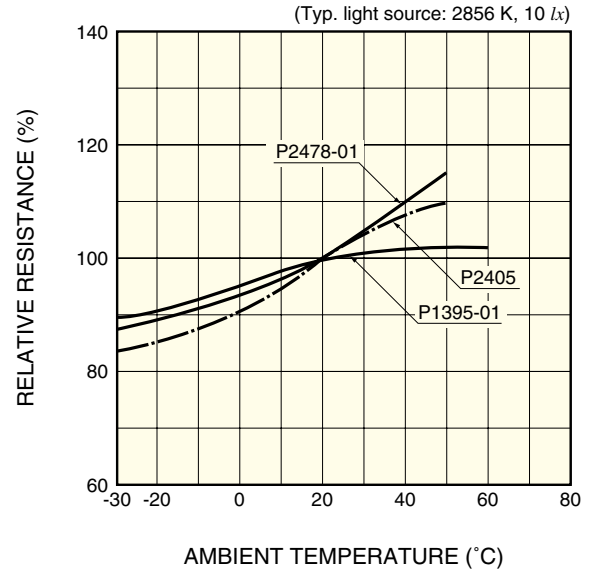
R₁₀₀, R₁₀: resistance at 100 lx and 10 lx respectively

*5: The rise time is the time required for the sensor resistance to reach 63 % of the saturated conductance level (when fully illuminated). The fall time is the time required for the sensor resistance to decay from the saturated conductance level to 37 %.

■ Resistance vs. illuminance



■ Resistance vs. ambient temperature

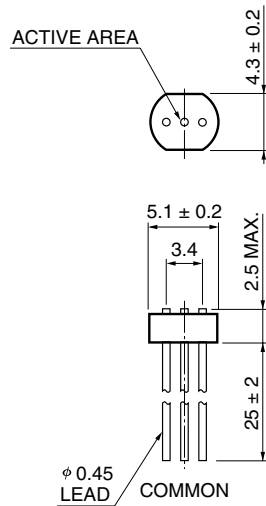


KCDSB0020EA

KCDSB0021EA

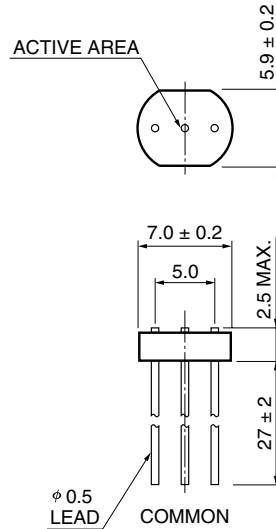
■ Dimensional outlines (unit: mm)

① P1395-01



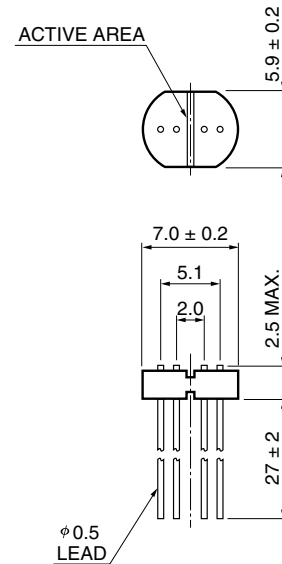
KCDSA0004EA

② P2405



KCDSA0005EA

③ P2478-01



KCDSA0006EA

HAMAMATSU

Information furnished by HAMAMATSU is believed to be reliable. However, no responsibility is assumed for possible inaccuracies or omissions. Specifications are subject to change without notice. No patent rights are granted to any of the circuits described herein. ©2001 Hamamatsu Photonics K.K.

HAMAMATSU PHOTONICS K.K., Solid State Division

1126-1 Ichino-cho, Hamamatsu City, 435-8558 Japan, Telephone: (81) 053-434-3311, Fax: (81) 053-434-5184, <http://www.hamamatsu.com>

U.S.A.: Hamamatsu Corporation: 360 Foothill Road, P.O.Box 6910, Bridgewater, N.J. 08807-0910, U.S.A., Telephone: (1) 908-231-0960, Fax: (1) 908-231-1218

Germany: Hamamatsu Photonics Deutschland GmbH: Arzbergerstr. 10, D-82211 Herrsching am Ammersee, Germany, Telephone: (49) 08152-3750, Fax: (49) 08152-2658

France: Hamamatsu Photonics France S.A.R.L.: 8, Rue du Saule Trapu, Parc du Moulin de Massy, 91882 Massy Cedex, France, Telephone: 33-(1) 69 53 71 00, Fax: 33-(1) 69 53 71 10

United Kingdom: Hamamatsu Photonics UK Limited: 2 Howard Court, 10 Tewin Road, Welwyn Garden City, Hertfordshire AL7 1BW, United Kingdom, Telephone: (44) 1707-294888, Fax: (44) 1707-325777

North Europe: Hamamatsu Photonics Norden AB: Smidesvägen 12, SE-171 41 Solna, Sweden, Telephone: (46) 8-509-031-00, Fax: (46) 8-509-031-01

Italy: Hamamatsu Photonics Italia S.R.L.: Strada della Moia, 1/E, 20020 Arese, (Milano), Italy, Telephone: (39) 02-935-81-733, Fax: (39) 02-935-81-741