




PxxxxEC Series TSS

Rev.2

DESCRIPTION:

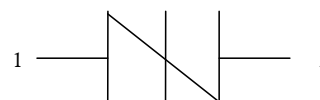
PxxxxEC series thyristors are a type of semiconductor component. They are designed in applications: modems, telephones, line cards, answering machines, FAX machines, SLICs, T1/E1, xDSL, PBXs and more.



TO-92

FEATURES:

- Excellent capability of absorbing transient surge.
- Quick response to surge voltage (ns Level).
- Eliminates overvoltage caused by fast rising transients.
- Moisture sensitivity level: Level 1.
- Non degenerative.
- Package way:1000pcs / bag.



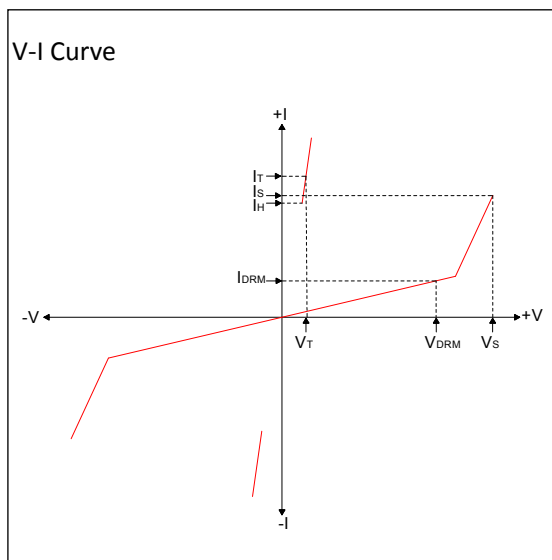
Symbol

ABSOLUTE MAXIMUM RATINGS (T_A=25°C, unless otherwise noted)

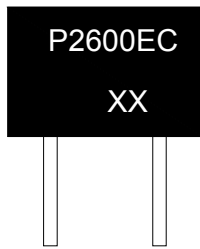
Parameter	Symbol	Value	Unit
Storage temperature range	T _{STG}	-60 to +150	°C
Operating junction temperature range	T _J	-40 to +125	°C
Repetitive peak pulse current	I _{PP}	100	A

ELECTRICAL CHARACTERISTICS (T_A=25°C)

Symbol	Parameter
V _{DRM}	Peak off-state voltage
I _{DRM}	Off-state current
V _S	Switching voltage
I _S	Switching current
V _T	On-state voltage
I _T	On-state current
I _H	Holding current
C _O	Off-state capacitance



MARKING



P2600EC: Device Marking Code
 XX: The production cycle

ELECTRICAL CHARACTERISTICS (T_A=25°C, continued)

Part Number	I _{DRM} @V _{DRM}		V _S @I _S		V _T @ I _T		I _H	C _O ^①	Marking
	μA	V	V	mA	V	A	mA	pF	
	max		max		max	max	min	max	
P0080EC	1	6	15	800	4	2.2	50	80	P0080EC
P0640EC	1	58	77	800	4	2.2	120	200	P0640EC
P0720EC	1	65	87	800	4	2.2	120	150	P0720EC
P2300EC	1	190	260	800	4	2.2	150	60	P2300EC
P2600EC	1	220	300	800	4	2.2	150	60	P2600EC
P3100EC	1	275	350	800	4	2.2	150	50	P3100EC
P3500EC	1	320	400	800	4	2.2	150	50	P3500EC

① V_S is measured at 100KV/s

② Off-state capacitance is measured in V_{DC}=2V, V_{RMS}=1V, f=1MHz

SURGE RATINGS(Temperature range: -40 ~+85°C)

Series	I _{PP} (A) min			
	2×10μs	8×20μs	10×360μs	10×1000μs
C	500	400	175	100

ORDERING INFORMATION

P	008	0	E	C
Series code P: SIDACtor	Median voltage	0: Bi-direction 1: Uni-direction	Package type:TO-92-2L	Surge ratings:6KV(10/700μs)

SOLDERING PARAMETERS

Reflow Condition		Pb-Free assembly (see FIG.2)
Pre Heat	-Temperature Min ($T_{s(min)}$)	+150°C
	-Temperature Max($T_{s(max)}$)	+200°C
	-Time (Min to Max) (ts)	60-180 secs.
Average ramp up rate (Liquidus Temp (T_L) to peak)		3°C/sec. Max
$T_{s(max)}$ to T_L - Ramp-up Rate		3°C/sec. Max
Reflow	-Temperature(T_L) (Liquidus)	+217°C
	-Temperature(t_L)	60-150 secs.
Peak Temp (T_p)		+260(+0/-5)°C
Time within 5°C of actual Peak Temp (t_p)		30 secs. Max
Ramp-down Rate		6°C/sec. Max
Time 25°C to Peak Temp (T_P)		8 min. Max
Do not exceed		+260°C

FIG.1: tr × td pulse waveform

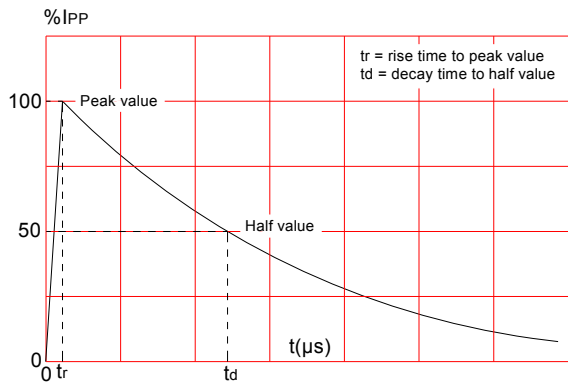


FIG.2: Reflow condition

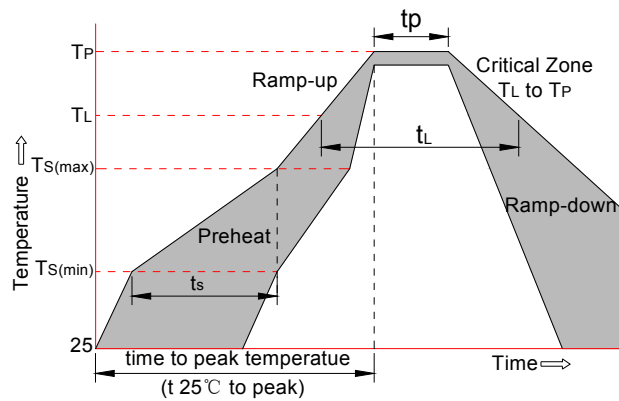


FIG.3: Normalized Vs change vs. junction temperature

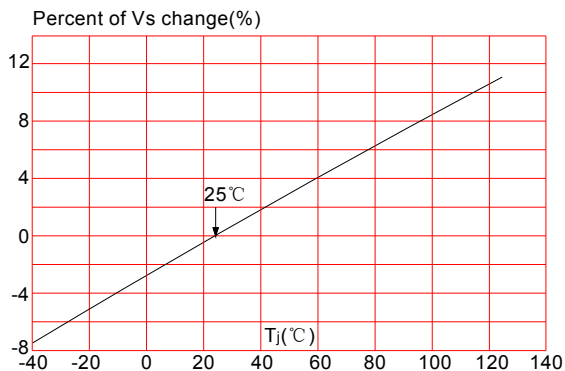
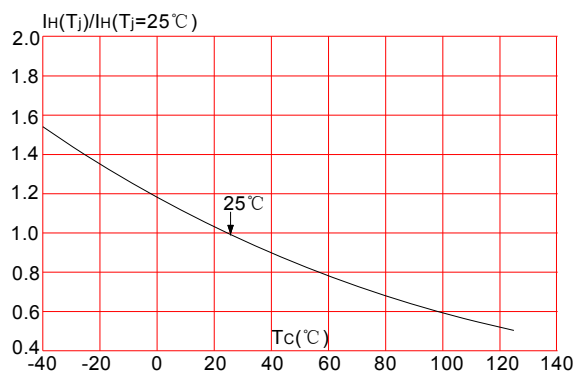
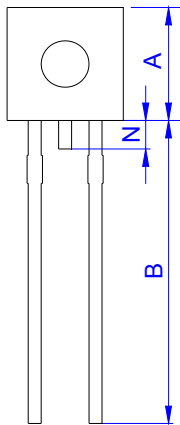
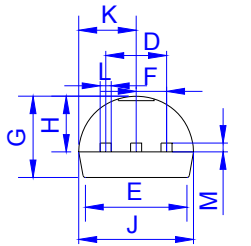


FIG.4: Normalized DC holding current vs. case temperature



PACKAGE MECHANICAL DATA



TO-92

Ref.	Dimensions			
	Millimeters		Inches	
	Min.	Max.	Min.	Max.
A	4.32	5.33	0.170	0.210
B	12.70	15.00	0.500	0.591
D	2.41	2.67	0.095	0.105
E	-	4.3	-	0.169
F	1.16	1.37	0.046	0.054
G	3.18	4.19	0.125	0.165
H	2.04	2.66	0.080	0.105
J	4.45	5.20	0.175	0.205
K	2.04	2.66	0.080	0.105
L	0.41	0.53	0.016	0.021
M	0.36	0.50	0.014	0.020
N	-	1.52	-	0.060

Information furnished in this document is believed to be accurate and reliable.


However, Jiangsu JieJie Microelectronics Co.,Ltd assumes no responsibility for the consequences of use without consideration for such information nor use beyond it.

Information mentioned in this document is subject to change without notice, apart from that when an agreement is signed, Jiangsu JieJie complies with the agreement.

Products and information provided in this document have no infringement of patents.

Jiangsu JieJie assumes no responsibility for any infringement of other rights of third parties which may result from the use of such products and information.

This document is the second version which is made in 5-Aug.-2017. This document supersedes and replaces all information previously supplied.

 is a registered trademark of Jiangsu JieJie Microelectronics Co.,Ltd.

Copyright©2017 Jiangsu JieJie Microelectronics Co.,Ltd. Printed All rights reserved.