

P0080TA THRU P3500TA

DESCRIPTION

DO-214AC/SMA Thyristor solid state protection thyristor protect telecommunications equipment such as modems, line cards, fax machines, and other CPE. This Series devices are used to enable equipment to meet various regulatory requirements including GR1089, ITUK. 20, K. 21 and K. 45, IEC 60950, and TIA-968 (formerly known as FCC Part 68) .



FEATURES

- >Excellent capability of absorbing transient surge
- >Quick response to surge voltage
- >Eliminates overvoltage caused by fast rising transients
- >Non degenerative

PART NUMBER AND ELECTRICAL PARAMETER @ T=25°C RH = 45%-75%

Part Number	V _{DRM}	I _{DRM}	V _S	I _S	V _T	I _T	I _H	C _o
	V	μA	V	mA	V	A	mA	pF
		MAX	MAX		MAX		MIN	MAX
P0080TA	6	5	25	800	4	2.2	50	50
P0300TA	25	5	40	800	4	2.2	50	70
P0640TA	58	5	77	800	4	2.2	150	50
P0720TA	65	5	88	800	4	2.2	150	50
P0900TA	75	5	98	800	4	2.2	150	45
P1100TA	90	5	130	800	4	2.2	150	45
P1300TA	120	5	160	800	4	2.2	150	45
P1500TA	140	5	180	800	4	2.2	150	40
P1800TA	170	5	220	800	4	2.2	150	40
P2300TA	190	5	260	800	4	2.2	150	35
P2600TA	220	5	300	800	4	2.2	150	35
P3100TA	275	5	350	800	4	2.2	150	30
P3500TA	320	5	400	800	4	2.2	150	30

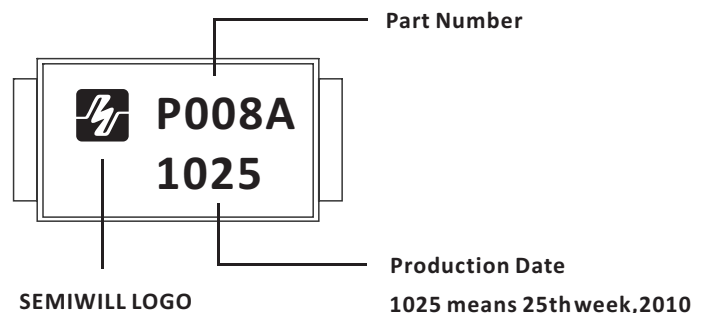
- 1、Vs is measured at 100KV/S
- 2、Off-state capacitance is measured in V_{DC}=2V,V_{RMS}=1V,F=1MHz
- 3、All measurements are made at an ambient temperature of 25°C
- 4、Rating Surge Voltage: 3KV(10/700uS)

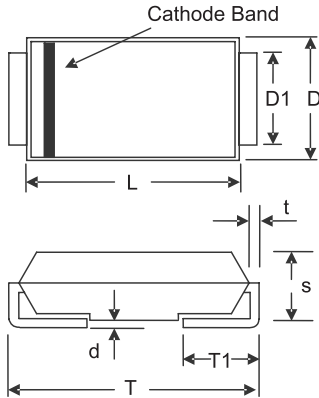
PART NUMBERING SYSTEM

P **0080** **TA**
 (1) (2) (3)

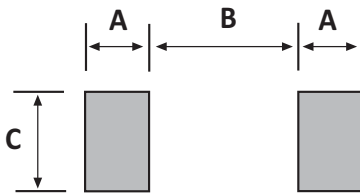
- (1) Thyristor Surge Suppressor
- (2) Series: 0080, 0300, 0800, 1800, 2300, 2600, 3100, 3500 etc.
- (3) Package : SMA 10/700uS:3KV

PART MARKING SYSTEM



DIMENSIONS

SMA/DO-214AC

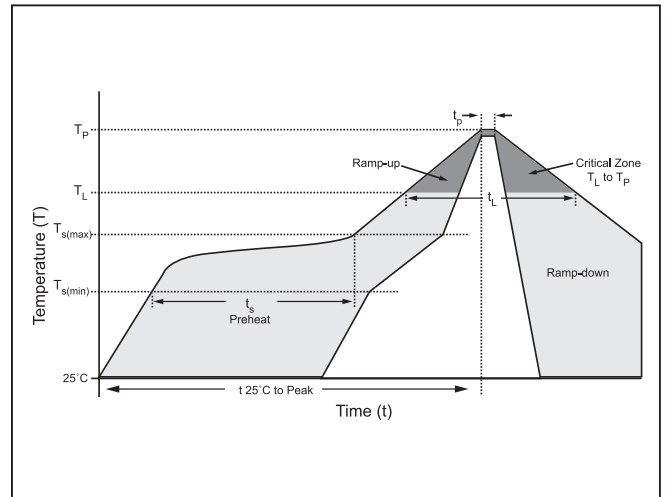
Item	Millimeters		Inches	
	Min.	Max.	Min.	Max.
L	3.99	4.5	0.157	0.177
D	2.54	2.79	0.1	0.11
D1	1.25	1.65	0.049	0.065
T	4.93	5.28	0.194	0.208
T1	0.78	1.52	0.03	0.06
d	-	0.203	-	0.008
s	1.98	2.29	0.078	0.09
t	0.152	0.305	0.006	0.012

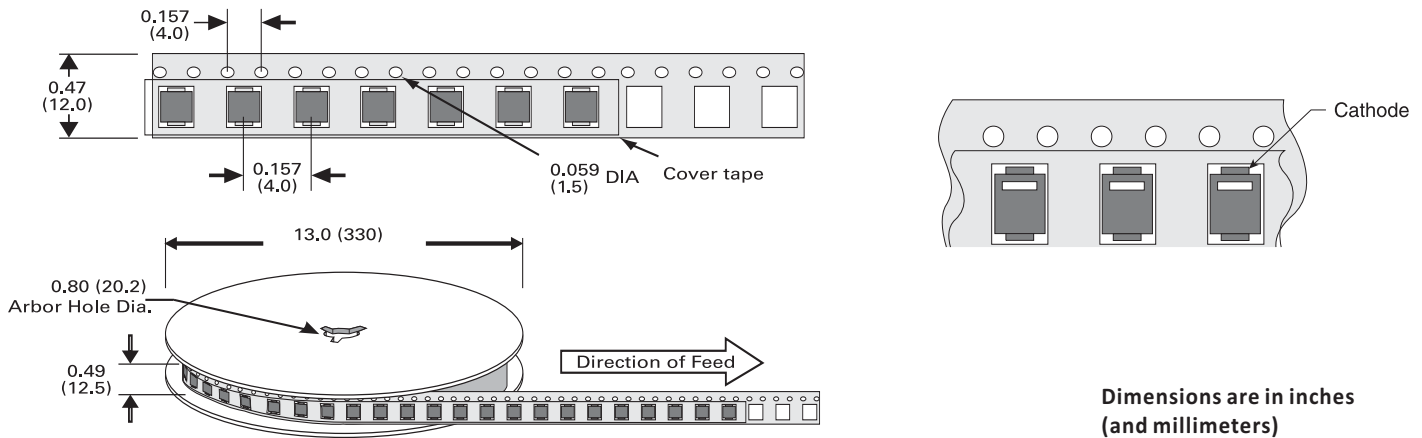


Item	Millimeters		Inchs	
	Min.	Max.	Min.	Max.
A	0.082	-	2.100	-
B	-	0.090	-	2.300
C	0.070	-	1.800	-

SOLDERING PARAMETERS


Reflow Condition		Lead-free assembly
Pre Heat	Temperature Min ($T_{s(min)}$)	150°C
	Temperature Max ($T_{s(max)}$)	200°C
	Time (min to max) (t_s)	60 – 180secs
Average ramp up rate (Liquidus Temp (T_L) to peak)		3°C/second max
$T_{s(max)}$ to T_L - Ramp-up Rate		3°C/second max
Reflow	Temperature (T_L) (Liquidus)	217°C
	Time (min to max) (t_s)	60 – 150seconds
Peak Temperature (T_P)		260 ^{+0/-5} °C
Time within 5°C of actual peak Temperature (t_p)		20 – 40 seconds
Ramp-down Rate		6°C/second max
Time 25°C to peak Temperature (T_P)		8 minutes Max.
Do not exceed		280°C



TAPE AND REEL SPECIFICATION


Dimensions are in inches
(and millimeters)

ORDERING INFORMATION

PART NUMBER	MARKING	COMPONENT PACKAGE	QTY/REEL	REEL SIZE
PXXXXTA	N.	DO-214AC	5000	13"
SW-PXXXXTA		DO-214AC	5000	13"

CONTACT US
Headquarters

A Building Caohejing I&E Park Pujiang Minhang Shanghai
China

Web

<http://www.semiwill.com>

By Telephone

General: 86-21-34637654
Sales: 86-21-34637458
Customer Service: 86-21-34637172

By Email

Sales: sales@semiwill.com
Customer Service: cs@semiwill.com
Technical Support: fae@semiwill.com

By Fax

General: 86-21-34637173
Sales: 86-21-39650654

COPYRIGHT ©SEMIWILL 2009 - This literature is subject to all applicable copyright laws and is not for resale in any manner.

SPECIFICATIONS: SEMIWILL reserves the right to change the electrical and or mechanical characteristics described herein without notice.

DESIGN CHANGES: SEMIWILL reserves the right to discontinue product lines without notice and that the final judgement concerning selection and specifications is the buyer's and that in furnishing engineering and technical assistance. SEMIWILL assumes no responsibility with respect to the selection or specifications of such products. SEMIWILL makes no warranty, representation or guarantee regarding the suitability of its products for any particular purpose, nor does SEMIWILL assume any liability arising out of the application or use of any product or circuit and specifically disclaims any and all liability without limitation special, consequential or incidental damages.

LIFE SUPPORT POLICY: SEMIWILL products are not authorized for use in life support systems without written consent from the factory.