

PxxxxLA Series


Thyristors Solid Protection Device Bidirectional transient voltage suppressors

Features

- For surface mounted applications to optimize board space
- Low profile package
- Bidirectional crowbar protection
- Low leakage current : $I = 5\mu A$ max
- Low on-state voltage
- Low Capacitance
- Response Time is $< 1\mu s$
- YD/T 950 IEC 61000-4-5
- YD/T 993 ITU K.20/21
- YD/T 1082 TIA-968-A
- GR 1089 Intra-building
- Solid-state silicon technology
- Meets MSL 1 Requirements
- ROHS compliant
- WeiPan technology



DO-15



Schematic Diagram

Ordering Information

Device	Qty per Reel	Reel Size
PxxxxLA	4000	13 Inch
PxxxxLA	2000	T/R

Maximum Ratings and Electrical Characteristics

Symbol	Parameter	Value	Unit
I _{PP}	Non-repetitive peak pulse current	10/1000 us	45
		5/310 us	50
		8/20 us	150
V _{PP}	Non-repetitive peak pulse voltage	10/700us	2000
V _{ESD}	ESD Rating per IEC61000-4-2:	Contact	8
		Air	15
T _s	Storage temperature range	-40 to +150	°C
T _j	Maximum junction temperature	150	°C

Maximum ratings are those values beyond which device damage can occur. Maximum ratings applied to the device are individual stress limit values (not normal operating conditions) and are not valid simultaneously. If these limits are exceeded, device functional operation is not implied, damage may occur and reliability may be affected.

*Other voltages may be available upon request.

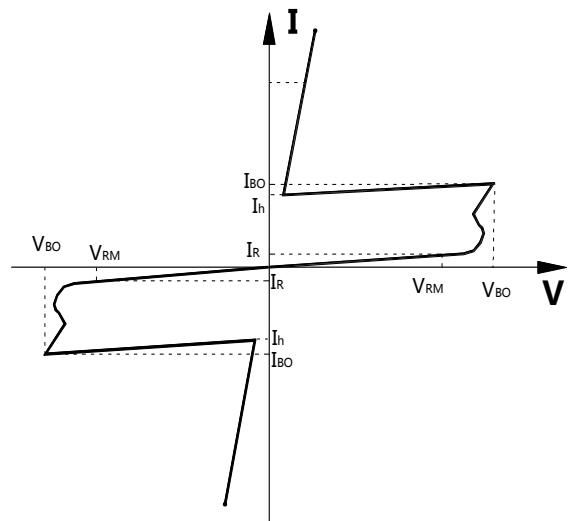
Electrical Parameters ($T_{amb}=25^{\circ}C$)

Type	V_{RM}	I_{RM}	V_{BO}	I_{BO}	V_T	I_T	C_O	I_H
	Min.	Max.		Max.	Max.		Typ.	Typ.
	V	μA	V	mA	V	A	pF	mA
P0080LA	6	5	25	800	4	2.2	85	50
P0300LA	25	5	40	800	4	2.2	85	50
P0640LA	58	5	77	800	4	2.2	60	150
P0720LA	65	5	88	800	4	2.2	60	150
P0900LA	75	5	98	800	4	2.2	55	150
P1100LA	90	5	130	800	4	2.2	55	150
P1300LA	120	5	160	800	4	2.2	55	150
P1500LA	140	5	180	800	4	2.2	60	150
P1800LA	170	5	220	800	4	2.2	60	150
P2000LA	180	5	220	800	4	2.2	60	150
P2300LA	190	5	260	800	4	2.2	55	150
P2600LA	220	5	300	800	4	2.2	50	150
P3100LA	275	5	350	800	4	2.2	45	150
P3500LA	320	5	400	800	4	2.2	40	150
P4000LA	360	5	460	800	4	2.2	40	150
P4500LA	460	5	540	800	4	2.2	40	150
P5000LA	500	5	600	800	4	2.2	40	150

Notes:

- All measurements are made at an ambient temperature of 25 °C. I_{PP} applies to -40 °C through +85 °C temperature range.
- Off-state capacitance (C_O) is measured at 1 MHz with a 2 V bias and is typical value.

Symbol	Parameter
V_{RM}	Stand-off voltage
V_{BR}	Breakdown voltage
V_{BO}	Switching Voltage
I_{BO}	Breakover current
I_{RM}	Leakage current at V_{RM}
I_{PP}	Peak pulse current
I_H	Holding current
V_T	On-state Voltage at I_T
C_O	Off-state Capacitance



Typical electrical characterist applications

Rating and Characteristics Curves

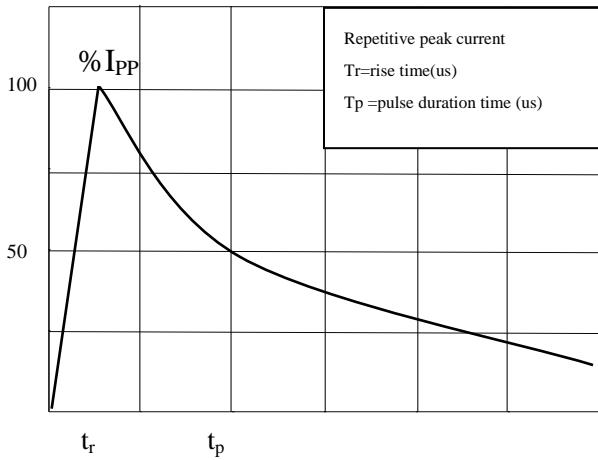


Fig.1 Pulse Waveform (5/310us)

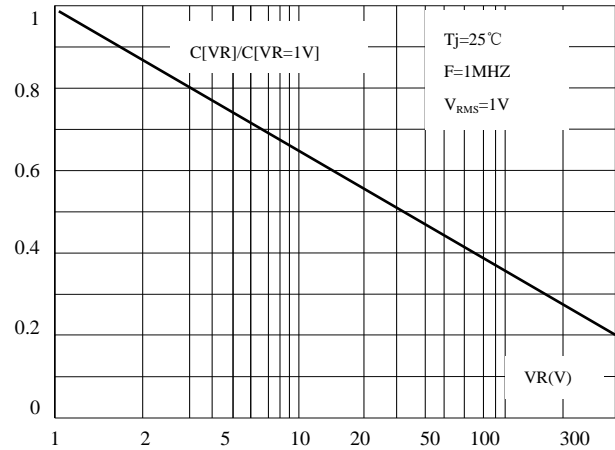


Fig. 2 Relation Variation of Junction Capacitance Versus Reverse Voltage Applied (Typical Values)

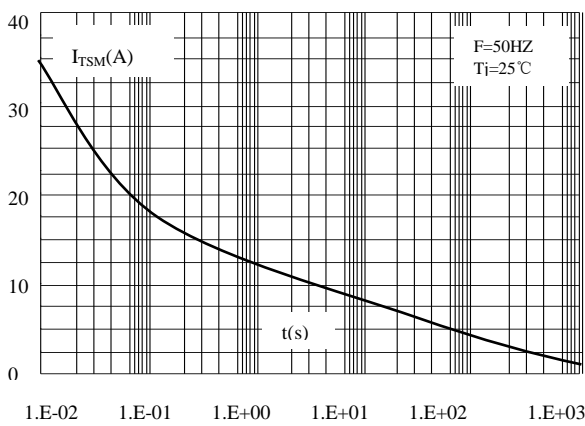


Fig.3 Non Repetitive Surge Peak On-State Current Versus Overload Duration

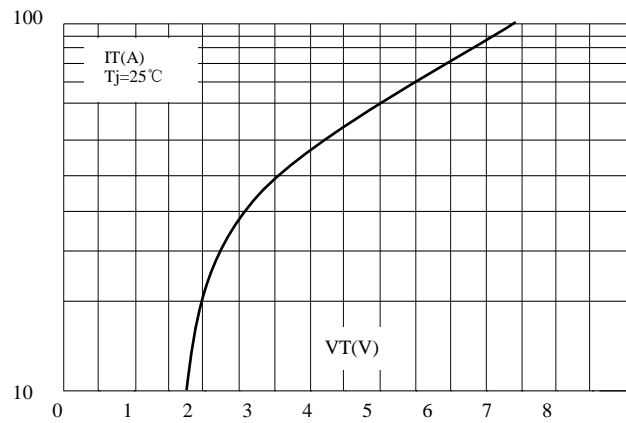


Fig.4 On-State Voltage Versus On-State Current (Typical Values)

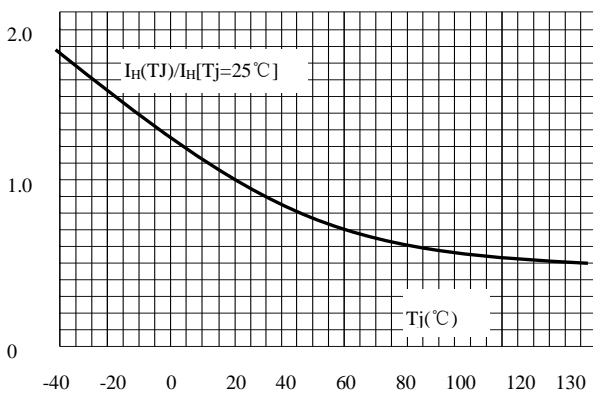


Fig.5 Relative Variation of Hold Current Versus Junction Temperature

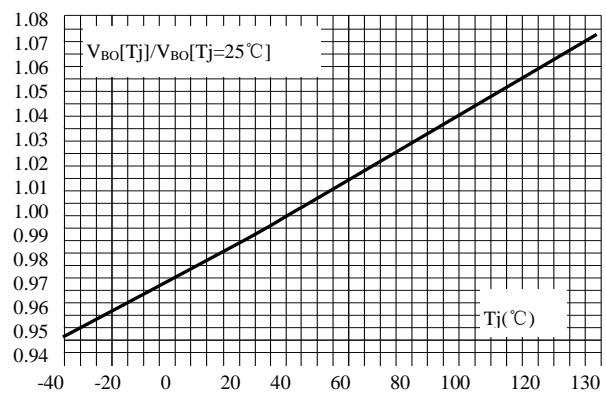


Fig.6 Relative Variation of Break Over Voltage Versus Junction Temperature

Typical electrical characterist applications

Rating and Characteristics Curves

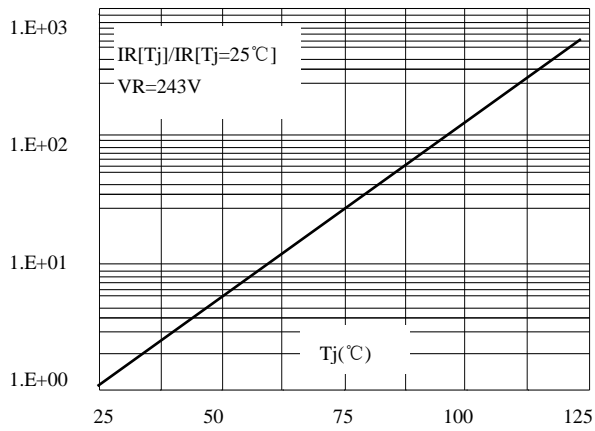


Fig.7 Relative Variation of Leakage Current Versus Reverse Voltage (Typical Values)

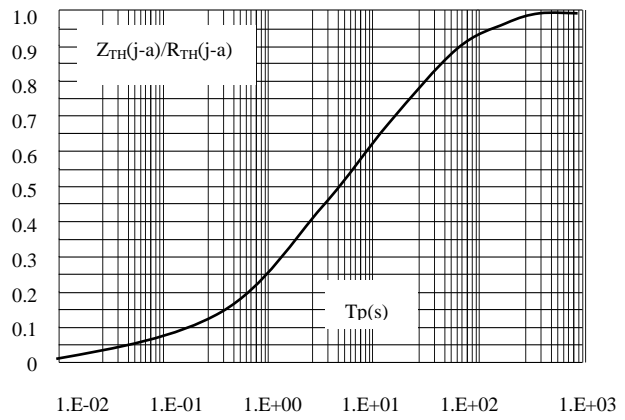


Fig.8 Variation of Thermal Impedance Junction To Ambient Versus Pulse Duration

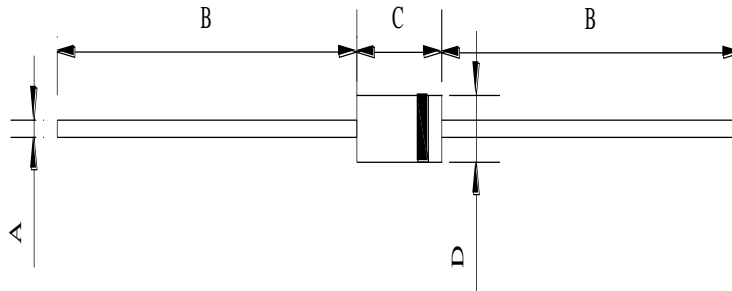
Package information

DO-15

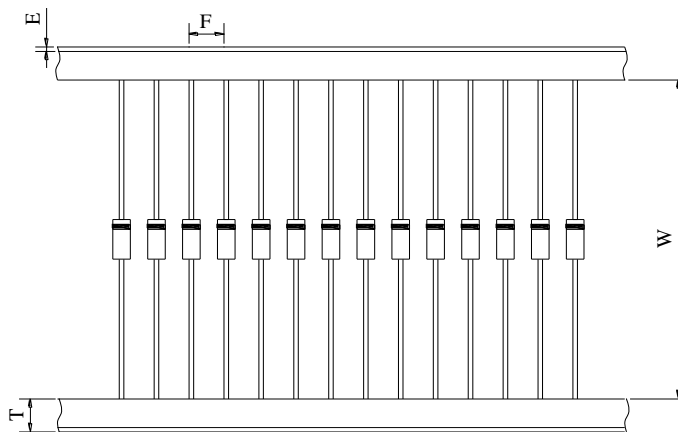
Mechanical Data

- Case: DO-15
- Case Material: Transfer Molded Epoxy. UL Flammability
- Classification Rating 94V-0
- Weight: 0.4 grams (approximate)

DO-15



Axial Lead Taping Specifications



DMI	Millimeters			Inches		
	Min	Nom	Max	Min	Nom	Max
A	0.718	0.720	0.722	0.027	0.028	0.029
B		26.60			1.047	
C	6.07	6.10	6.13	0.239	0.240	0.241
D	3.27	3.30	3.33	0.129	0.130	0.131
E	—	0.8	—	—	0.031	—
F	4.5	5.0	5.5	0.177	0.197	0.217
T	5.6	6.0	6.4	0.220	0.236	0.252
W	59.1	59.3	59.5	2.327	2.335	2.343