

P4KE

VBR : 6.8 - 550 Volts

PPK : 400 Watts

Features

- 400W surge capability at 1ms
- Excellent clamping capability
- Low zener impedance
- Fast response time : typically less then 1.0 ps from 0 volt to VBR(min.)
- Typical IR less then 1µA above 10V
- RoHS compliant package

Applications

- For Bi-directional use C or CA Suffix
- Electrical characteristics apply in both directions

Mechanical Data

- Case : DO-41 Molded plastic
- Epoxy : UL94V-0 rate flame retardant
- Lead : Axial lead solderable per MIL-STD-202, method 208 guaranteed
- Polarity : Color band denotes cathode end
- Mounting position : Any
- Weight : 0.33 gram

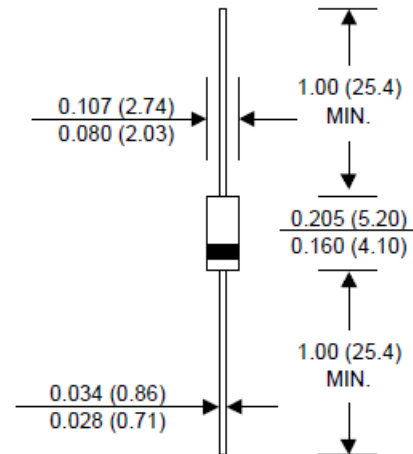
Packing & Order Information

5,000/T



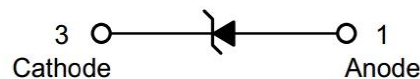
RoHS
COMPLIANT

DO - 41



Dimensions in inches and (millimeters)

Graphic symbol



MAXIMUM RATINGS AND ELECTRICAL CHARACTERISTICS

Rating at 25 °C ambient temperature unless otherwise specified.

| Symbol | Parameter | Value | Unit |
|----------|---|--------------|-------|
| PPK | Peak Power Dissipation at Ta = 25°C, Tp=1ms (Note 1) | Minimum 400 | Watts |
| PD | Steady State Power Dissipation at TL = 75 °C | 1.0 | Watts |
| IFSM | Peak Forward Surge Current, 8.3ms Single Half Sine-Wave Superimposed on Rated Load (JEDEC Method) (Note 3) IFSM 100 Amps. | 40 | Amps |
| TJ, TSTG | Operating and Storage Temperature Range | -65 to + 175 | °C |

P4KE

VBR : 6.8 - 550 Volts

PPK : 400 Watts

Notes:

- (1) Non-repetitive Current pulse, per Fig. 5 and derated above $T_a = 25^\circ\text{C}$ per Fig. 1
- (2) Mounted on copper Lead area at 1.57 in^2 (40 mm^2).
- (3) 8.3 ms single half sine-wave, duty cycle = 4 pulses per Minutes maximum.

ELECTRICAL CHARACTERISTICS (Rating at 25°C ambient temperature unless otherwise specified)

| Type No. | Breakdown Voltage @ I_t (Note 1) | | Working Peak Reverse Voltage VRWM | Maximum Reverse Leakage @ VRWM IR | Maximum Reverse Current IRSM | Maximum Clamping Voltage @ IRSM VRSM | Maximum Temperature Co-efficient of VBR | |
|----------|--------------------------------------|------|-----------------------------------|-----------------------------------|------------------------------|--------------------------------------|---|---------|
| | VBR (V) | | | | | | | It (mA) |
| | Min | Max | | | | | | |
| P4KE6.8 | 6.12 | 7.48 | 10 | 5.50 | 1000 | 38.0 | 10.8 | 0.057 |
| P4KE6.8A | 6.45 | 7.14 | 10 | 5.80 | 1000 | 40.0 | 10.5 | 0.057 |
| P4KE7.5 | 6.75 | 8.25 | 10 | 6.05 | 500 | 36.0 | 11.7 | 0.061 |
| P4KE7.5A | 7.13 | 7.88 | 10 | 6.40 | 500 | 37.0 | 11.3 | 0.061 |
| P4KE8.2 | 7.38 | 9.02 | 10 | 6.63 | 200 | 33.0 | 12.5 | 0.065 |
| P4KE8.2A | 7.79 | 8.61 | 10 | 7.02 | 200 | 35.0 | 12.1 | 0.065 |
| P4KE9.1 | 8.19 | 10.0 | 1.0 | 7.37 | 50 | 30.0 | 13.8 | 0.068 |
| P4KE9.1A | 8.65 | 9.55 | 1.0 | 7.78 | 50 | 31.0 | 13.4 | 0.068 |
| P4KE10 | 9.00 | 11.0 | 1.0 | 8.10 | 10 | 28.0 | 15.0 | 0.073 |
| P4KE10A | 9.50 | 10.5 | 1.0 | 8.55 | 10 | 29.0 | 14.5 | 0.073 |
| P4KE11 | 9.90 | 12.1 | 1.0 | 8.92 | 5.0 | 26.0 | 16.2 | 0.075 |
| P4KE11A | 10.5 | 11.6 | 1.0 | 9.40 | 5.0 | 27.0 | 15.6 | 0.075 |
| P4KE12 | 10.8 | 13.2 | 1.0 | 9.72 | 5.0 | 24.0 | 17.3 | 0.078 |
| P4KE12A | 11.4 | 12.6 | 1.0 | 10.2 | 5.0 | 25.0 | 16.7 | 0.078 |
| P4KE13 | 11.7 | 14.3 | 1.0 | 10.5 | 5.0 | 22.0 | 19.0 | 0.081 |
| P4KE13A | 12.4 | 13.7 | 1.0 | 11.1 | 5.0 | 23.0 | 18.2 | 0.081 |
| P4KE15 | 13.5 | 16.5 | 1.0 | 12.1 | 5.0 | 19.0 | 22.0 | 0.084 |
| P4KE15A | 14.3 | 15.8 | 1.0 | 12.8 | 5.0 | 20.0 | 21.2 | 0.084 |
| P4KE16 | 14.4 | 17.6 | 1.0 | 12.9 | 5.0 | 18.0 | 23.5 | 0.086 |
| P4KE16A | 15.2 | 16.8 | 1.0 | 13.6 | 5.0 | 19.0 | 22.5 | 0.086 |
| P4KE17 | 15.3 | 18.7 | 1.0 | 13.7 | 5.0 | 17.0 | 25.0 | 0.087 |
| P4KE17A | 16.2 | 17.9 | 1.0 | 14.5 | 5.0 | 18.0 | 24.0 | 0.087 |
| P4KE18 | 16.2 | 19.8 | 1.0 | 14.5 | 5.0 | 16.0 | 26.5 | 0.088 |
| P4KE18A | 17.1 | 18.9 | 1.0 | 15.3 | 5.0 | 17.0 | 25.5 | 0.088 |
| P4KE20 | 18.0 | 22.0 | 1.0 | 16.2 | 5.0 | 14.0 | 29.1 | 0.090 |
| P4KE20A | 19.0 | 21.0 | 1.0 | 17.1 | 5.0 | 15.0 | 27.7 | 0.090 |

P4KE

VBR : 6.8 - 550 Volts

PPK : 400 Watts

ELECTRICAL CHARACTERISTICS (Rating at 25°C ambient temperature unless otherwise specified)

| Type No. | Breakdown Voltage @ It (Note 1) | | Working Peak Reverse Voltage VRWM (V) | Maximum Reverse Leakage @ VRWM (µA) | Maximum Reverse Current (A) | Maximum Clamping Voltage @ IRSM (V) | Maximum Temperature Co-efficient of VBR (% / °C) | |
|----------|-----------------------------------|------|---------------------------------------|-------------------------------------|-----------------------------|-------------------------------------|--|---------|
| | VBR (V) | | | | | | | It (mA) |
| | Min | Max | | | | | | |
| P4KE22 | 19.8 | 24.2 | 1.0 | 17.8 | 5.0 | 13.0 | 31.9 | 0.092 |
| P4KE22A | 20.9 | 23.1 | 1.0 | 18.8 | 5.0 | 14.0 | 30.6 | 0.092 |
| P4KE24 | 21.6 | 26.4 | 1.0 | 19.4 | 5.0 | 12.0 | 34.7 | 0.094 |
| P4KE24A | 22.8 | 25.2 | 1.0 | 20.5 | 5.0 | 13.0 | 33.2 | 0.094 |
| P4KE27 | 24.3 | 29.7 | 1.0 | 21.8 | 5.0 | 11.0 | 39.1 | 0.096 |
| P4KE27A | 25.7 | 28.4 | 1.0 | 23.1 | 5.0 | 11.2 | 37.5 | 0.096 |
| P4KE30 | 27.0 | 33.0 | 1.0 | 24.3 | 5.0 | 10.0 | 43.5 | 0.097 |
| P4KE30A | 28.5 | 31.5 | 1.0 | 25.6 | 5.0 | 10.0 | 41.4 | 0.097 |
| P4KE33 | 29.7 | 36.6 | 1.0 | 26.8 | 5.0 | 9.0 | 47.7 | 0.098 |
| P4KE33A | 31.4 | 34.7 | 1.0 | 28.2 | 5.0 | 9.0 | 45.7 | 0.098 |
| P4KE36 | 32.4 | 39.6 | 1.0 | 29.1 | 5.0 | 8.0 | 52.0 | 0.099 |
| P4KE36A | 34.2 | 37.8 | 1.0 | 30.8 | 5.0 | 8.4 | 49.9 | 0.099 |
| P4KE39 | 35.1 | 42.9 | 1.0 | 31.6 | 5.0 | 7.4 | 56.4 | 0.100 |
| P4KE39A | 37.1 | 41.0 | 1.0 | 33.3 | 5.0 | 7.8 | 53.9 | 0.100 |
| P4KE43 | 38.7 | 47.3 | 1.0 | 34.8 | 5.0 | 6.8 | 61.9 | 0.101 |
| P4KE43A | 40.9 | 45.2 | 1.0 | 36.8 | 5.0 | 7.1 | 59.3 | 0.101 |
| P4KE47 | 42.3 | 51.7 | 1.0 | 38.1 | 5.0 | 6.2 | 67.8 | 0.101 |
| P4KE47A | 44.7 | 49.4 | 1.0 | 40.2 | 5.0 | 6.5 | 64.8 | 0.101 |
| P4KE51 | 45.9 | 56.1 | 1.0 | 41.3 | 5.0 | 5.7 | 73.5 | 0.102 |
| P4KE51A | 48.5 | 53.6 | 1.0 | 43.6 | 5.0 | 6.0 | 70.1 | 0.102 |
| P4KE56 | 50.4 | 61.6 | 1.0 | 45.4 | 5.0 | 5.2 | 80.5 | 0.103 |
| P4KE56A | 53.2 | 58.8 | 1.0 | 47.8 | 5.0 | 5.5 | 77.0 | 0.103 |
| P4KE62 | 55.8 | 68.2 | 1.0 | 50.2 | 5.0 | 4.7 | 89.0 | 0.104 |
| P4KE62A | 58.9 | 65.1 | 1.0 | 53.0 | 5.0 | 5.0 | 85.0 | 0.104 |
| P4KE68 | 61.2 | 74.8 | 1.0 | 55.1 | 5.0 | 4.3 | 98.0 | 0.104 |
| P4KE68A | 64.6 | 71.4 | 1.0 | 58.1 | 5.0 | 4.6 | 92.0 | 0.104 |
| P4KE75 | 67.5 | 82.5 | 1.0 | 60.7 | 5.0 | 3.9 | 108 | 0.105 |
| P4KE75A | 71.3 | 78.8 | 1.0 | 64.1 | 5.0 | 4.1 | 103 | 0.105 |
| P4KE82 | 73.8 | 90.2 | 1.0 | 66.4 | 5.0 | 3.6 | 118 | 0.105 |

P4KE

VBR : 6.8 - 550 Volts

PPK : 400 Watts

ELECTRICAL CHARACTERISTICS (Rating at 25°C ambient temperature unless otherwise specified)

| Type No. | Breakdown Voltage @ It (Note 1) | | Working Peak Reverse Voltage VRWM (V) | Maximum Reverse Leakage @ VRWM (µA) | Maximum Reverse Current (A) | Maximum Clamping Voltage @ IRSM (V) | Maximum Temperature Co-efficient of VBR (% / °C) | |
|----------|-----------------------------------|---------|---------------------------------------|-------------------------------------|-----------------------------|-------------------------------------|--|-------|
| | VBR (V) | It (mA) | | | | | | |
| | Min | Max | | | | | | |
| P4KE82A | 77.9 | 86.1 | 1.0 | 70.1 | 5.0 | 3.7 | 113 | 0.105 |
| P4KE91 | 81.9 | 100 | 1.0 | 73.7 | 5.0 | 3.2 | 131 | 0.106 |
| P4KE91A | 86.5 | 95.5 | 1.0 | 77.8 | 5.0 | 3.4 | 125 | 0.106 |
| P4KE100 | 90.0 | 110 | 1.0 | 81.0 | 5.0 | 2.9 | 144 | 0.106 |
| P4KE100A | 95.0 | 105 | 1.0 | 85.5 | 5.0 | 3.1 | 137 | 0.106 |
| P4KE110 | 99.0 | 121 | 1.0 | 89.2 | 5.0 | 2.7 | 158 | 0.107 |
| P4KE110A | 105 | 116 | 1.0 | 91.0 | 5.0 | 2.8 | 152 | 0.107 |
| P4KE120 | 108 | 132 | 1.0 | 97.2 | 5.0 | 2.4 | 173 | 0.107 |
| P4KE120A | 114 | 126 | 1.0 | 102 | 5.0 | 2.5 | 165 | 0.107 |
| P4KE130 | 117 | 143 | 1.0 | 105 | 5.0 | 2.2 | 187 | 0.107 |
| P4KE130A | 124 | 137 | 1.0 | 111 | 5.0 | 2.3 | 179 | 0.107 |
| P4KE150 | 135 | 165 | 1.0 | 121 | 5.0 | 2.0 | 215 | 0.108 |
| P4KE150A | 143 | 158 | 1.0 | 128 | 5.0 | 2.0 | 207 | 0.108 |
| P4KE160 | 144 | 176 | 1.0 | 130 | 5.0 | 1.8 | 230 | 0.108 |
| P4KE160A | 152 | 168 | 1.0 | 136 | 5.0 | 1.9 | 219 | 0.108 |
| P4KE170 | 153 | 187 | 1.0 | 138 | 5.0 | 1.7 | 244 | 0.108 |
| P4KE170A | 162 | 179 | 1.0 | 145 | 5.0 | 1.8 | 234 | 0.108 |
| P4KE180 | 162 | 198 | 1.0 | 146 | 5.0 | 1.6 | 258 | 0.108 |
| P4KE180A | 171 | 189 | 1.0 | 154 | 5.0 | 1.7 | 246 | 0.108 |
| P4KE200 | 180 | 220 | 1.0 | 162 | 5.0 | 1.5 | 287 | 0.108 |
| P4KE200A | 190 | 210 | 1.0 | 171 | 5.0 | 1.53 | 274 | 0.108 |
| P4KE220 | 198 | 242 | 1.0 | 175 | 5.0 | 1.16 | 344 | 0.108 |
| P4KE220A | 209 | 231 | 1.0 | 185 | 5.0 | 1.22 | 328 | 0.108 |
| P4KE250 | 225 | 275 | 1.0 | 202 | 5.0 | 1.11 | 360 | 0.110 |
| P4KE250A | 237 | 263 | 1.0 | 214 | 5.0 | 1.16 | 344 | 0.110 |
| P4KE300 | 270 | 330 | 1.0 | 243 | 5.0 | 0.93 | 430 | 0.110 |
| P4KE300A | 285 | 315 | 1.0 | 256 | 5.0 | 0.97 | 414 | 0.110 |
| P4KE350 | 315 | 385 | 1.0 | 284 | 5.0 | 0.79 | 504 | 0.110 |
| P4KE350A | 332 | 368 | 1.0 | 300 | 5.0 | 0.83 | 482 | 0.110 |

P4KE

VBR : 6.8 - 550 Volts

PPK : 400 Watts

ELECTRICAL CHARACTERISTICS (Rating at 25°C ambient temperature unless otherwise specified)

| Type No. | Breakdown Voltage @ It (Note 1) | | Working Peak Reverse Voltage | Maximum Reverse Leakage @ VRWM | Maximum Reverse Current | Maximum Clamping Voltage @ IRSM | Maximum Temperature Co-efficient of VBR | |
|----------|-----------------------------------|-----|------------------------------|--------------------------------|-------------------------|---------------------------------|---|----------|
| | VBR (V) | | | | | | | VRWM |
| | Min | Max | (mA) | (V) | (μ A) | (A) | (V) | (% / °C) |
| P4KE400 | 360 | 440 | 1.0 | 324 | 5.0 | 0.70 | 574 | 0.110 |
| P4KE400A | 380 | 420 | 1.0 | 342 | 5.0 | 0.73 | 548 | 0.110 |
| P4KE440 | 396 | 484 | 1.0 | 356 | 5.0 | 0.95 | 631 | 0.110 |
| P4KE440A | 418 | 462 | 1.0 | 376 | 5.0 | 1.00 | 602 | 0.110 |
| P4KE550 | 495 | 605 | 1.0 | 445 | 5.0 | 0.50 | 800 | 0.110 |
| P4KE550A | 522 | 577 | 1.0 | 470 | 5.0 | 0.53 | 754 | 0.110 |

Note:

(1) VBR measured after It applied for 300 ms., It = square wave pulse or equivalent.

(2) VF = 3.5 Vmax., IF = 25 Amps. (6.8 Volts thru 91 Volts)

VF = 5.0 Vmax., IF = 25 Amps. (100 Volts thru 550 Volts) per 1/2 square or equivalent sine wave.

PW = 8.3 ms, duty cycle = 4 pulses per minute maximum.

(3) For Bipolar types having VR of 10 Volts and under, the IR limit is doubled.

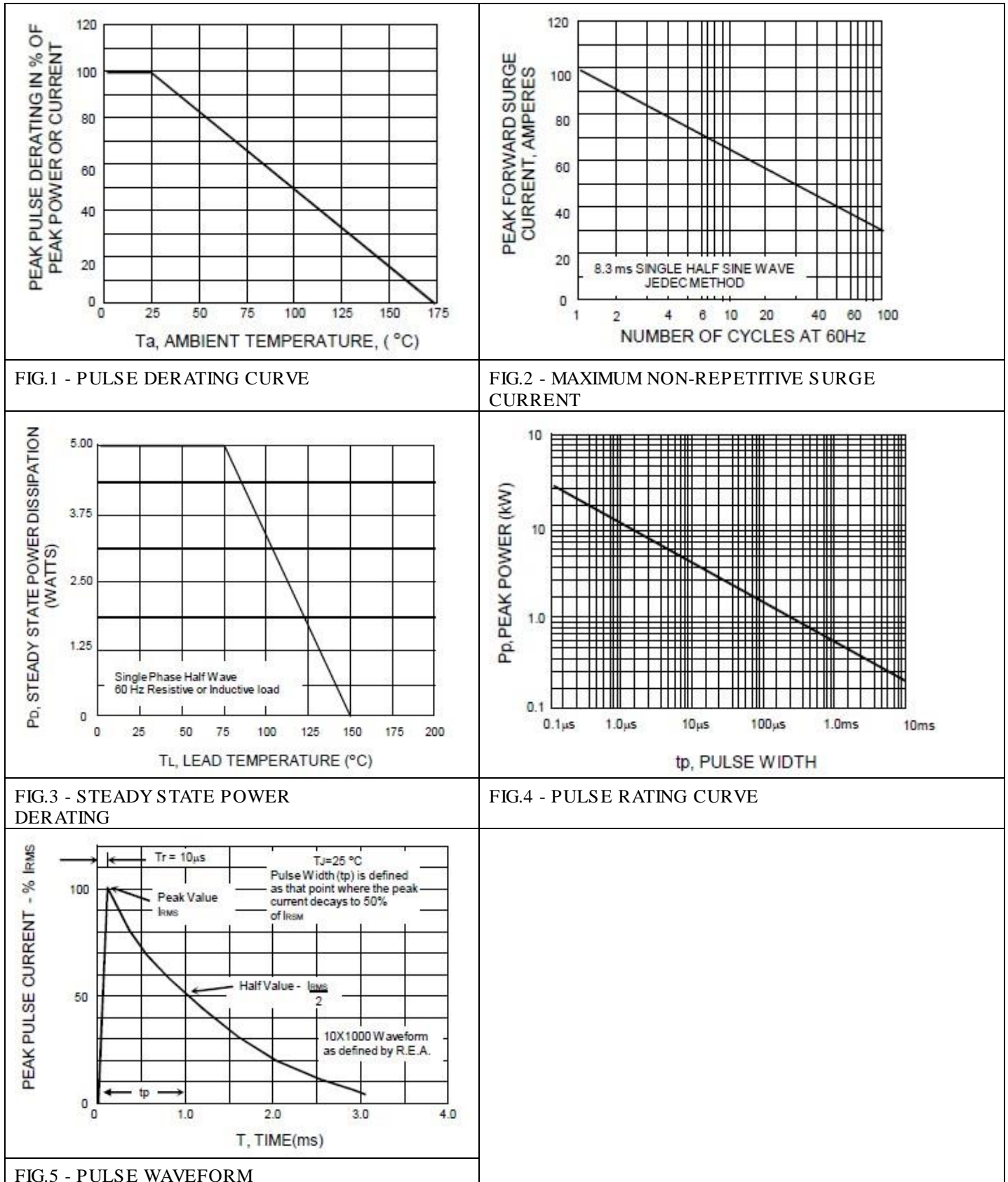
(4) "4KE" will be omitted in marking on the diode.

P4KE

VBR : 6.8 - 550 Volts

PPK : 400 Watts

■ RATING AND CHARACTERISTIC CURVES (P6SMB SERIES)



P4KE

VBR : 6.8 - 550 Volts

PPK : 400 Watts

Disclaimer

ALL PRODUCT, PRODUCT SPECIFICATIONS AND DATA ARE SUBJECT TO CHANGE WITHOUT NOTICE TO IMPROVE RELIABILITY, FUNCTION OR DESIGN OR OTHERWISE.

Bruckewell Technology Inc., its affiliates, agents, and employees, and all persons acting on its or their behalf (collectively, "Bruckewell"), disclaim any and all liability for any errors, inaccuracies or incompleteness contained in any datasheet or in any other disclosure relating to any product.

Bruckewell makes no warranty, representation or guarantee regarding the suitability of the products for any particular purpose or the continuing production of any product. To the maximum extent permitted by applicable law, Bruckewell disclaims

- (i) Any and all liability arising out of the application or use of any product.
- (ii) Any and all liability, including without limitation special, consequential or incidental damages.
- (iii) Any and all implied warranties, including warranties of fitness for particular purpose, non-infringement and merchantability.

Statements regarding the suitability of products for certain types of applications are based on Bruckewell's knowledge of typical requirements that are often placed on Bruckewell products in generic applications.

Such statements are not binding statements about the suitability of products for a particular application. It is the customer's responsibility to validate that a particular product with the properties described in the product specification is suitable for use in a particular application. Parameters provided in datasheets and/or specifications may vary in different applications and performance may vary over time.

Product specifications do not expand or otherwise modify Bruckewell's terms and conditions of purchase, including but not limited to the warranty expressed therein.