

PA1215

800-1000 MHz.

Low Noise High Dynamic Range Linear Amplifier PRELIMINARY



Features (typical values)

Low Cost Ceramic Surface Mount Package

Typical NF 0.9 dB.

IP3 34 dBm

Pout +23.0dBm

Parameter	Typical Value	Min. Value	Max. Value	Units
Frequency	-	800	1000	MHz
Gain	28.0	25.0	-	dB
Gain Flatness	+/- .15	-	+/- 0.5	dB
Reverse Isolation	-45.0	-	-	dB
Pout @ 1dB. comp.	+23	+21	-	dBm
Noise Figure	.9	-	1.3	dB
VSWR (Input/Output)	15:1	-	1.7:1	Ratio
IP3	34	31	-	dBm
Supply Required	+12V/85	-	+12V/90	v./mA.

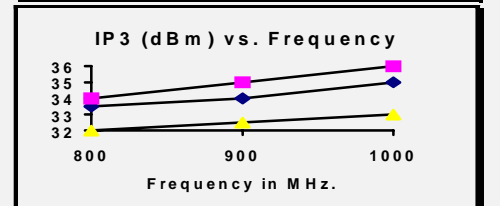
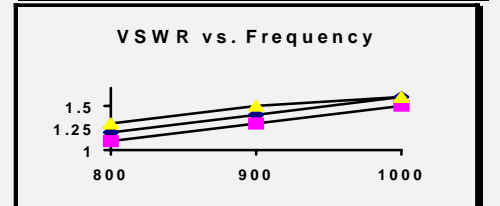
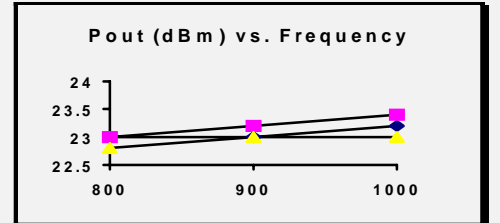
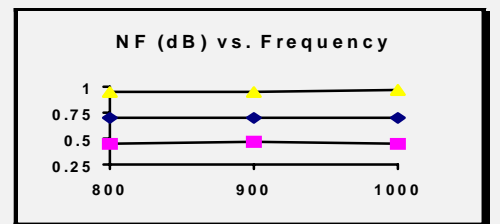
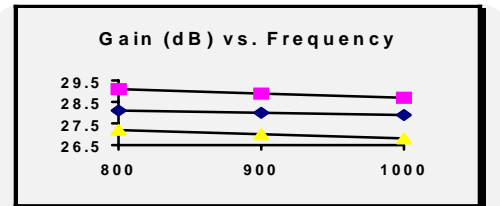
IP3 measured with 2 tones @+6 dBm each tone 1 MHz apart
Min and max values from -40 to +85 degrees C

Outline Drawings

SEE ATTACHED DRAWING

Typical Performance

--◆-- 25°C --■-- -40°C --△-- +70°C



Maximum Ratings

- Storage Temperature -65°C to +150°C
- DC Voltage +15 volts
- RF Input Power +17 dBm.
- Heat Spreader Temperature +100°C

