

PA1219

1800-2000 MHz.

Low Noise High Dynamic Range Linear Amplifier

PRELIMINARY



M/A-COM

Features (typical values)

Low Cost Ceramic Surface Mount Package

Typical NF 1.1 dB.

IP3 +40 dBm

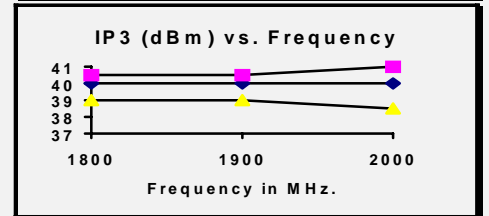
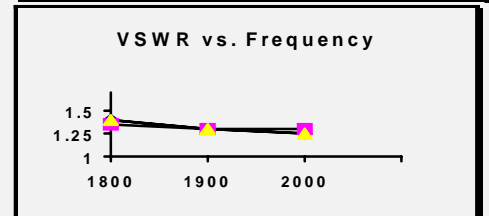
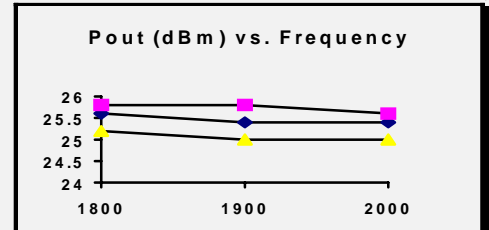
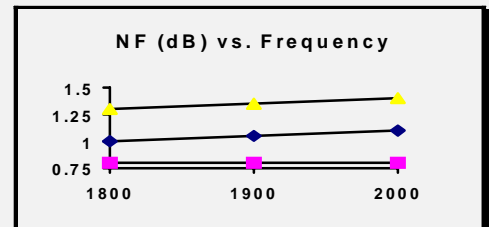
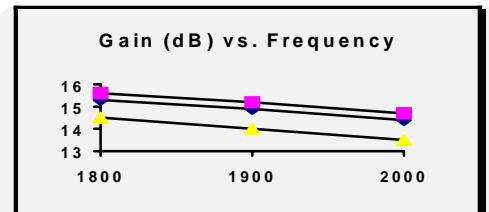
Pout +26 dBm

Parameter	Typical Value	Min. Value	Max. Value	Units
Frequency	-	1800	2000	MHz
Gain	15.0	13.0	-	dB
Gain Flatness	+/- 0.5	-	+/- 0.7	dB
Reverse Isolation	-18.0	-	-	dB
Pout @ 1dB. comp.	+26	+24	-	dBm
Noise Figure	1.1	-	1.5	dB
VSWR (Input/Output)	1.3/1.6:1	-	1.5/1.8:1	Ratio
IP3	40	37	-	dBm
Supply Required	+12V/155	-	+12V/180	v./mA

IP3 measured with 2 tones @+10 dBm @ 1 MHz apart
Min and max values from -40 to +85 degrees C

Typical Performance

--◆-- -25°C --■-- -40°C --△-- +70°C



Outline Drawings

SEE ATTACHED DRAWING

Maximum Ratings

Storage Temperature -65°C to +150°C
DC Voltage +15 volts
RF Input Power.....+23 dBm.CW
Heat Spreader Temperature +100°C

