

PA44-QP(-03, -16 or -06T) Data Sheet

44 pin QFP socket/44 pin PLCC plug

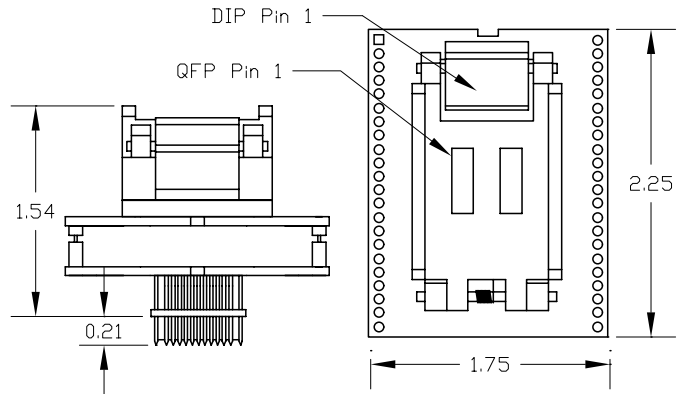
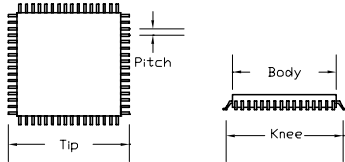
www.DataSheet4U.com

Supported Device/Footprints

This adapter allows a QFP device to be inserted into a PLCC socket. The adapter can be built with test points upon request.

Mfgr	Device	Package	Device	Footprint
Many	44 pin	QFP	44 pin	PLCC

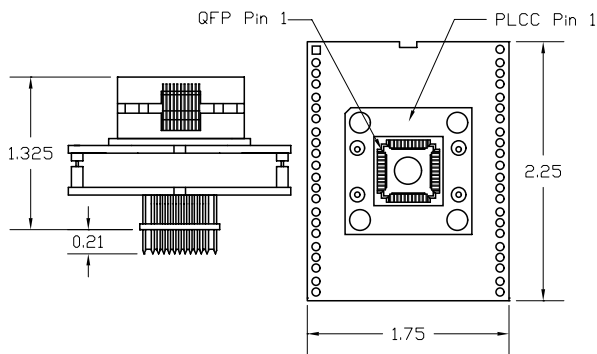
The QFP socket accepts packages with the dimensions listed below:



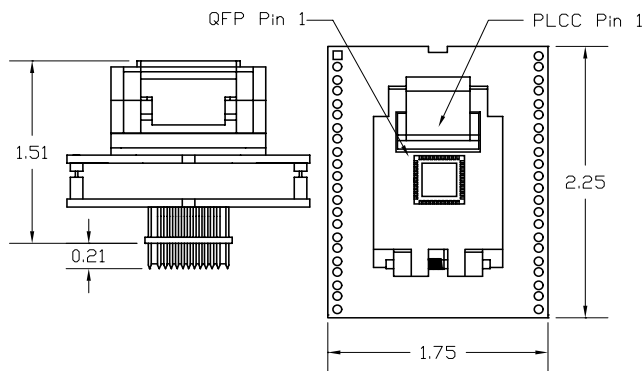
44Q-16 is above

Socket	Body	Knee	Tip	Pitch
44QF-03 PQFP	10.0 mm typ	11 mm typ 11.3 mm max	12 mm typ 12.8 mm max	0.8 mm
44QF-06T TQFP	10.0 mm typ	11 mm typ 11.6 mm max	12 mm typ 13.2 mm max	0.8 mm
44QF-16 PQFP	10.0 mm typ	11.6 mm typ	13.2 mm typ	0.8 mm

Adapter Dimensions



PA44-QP-03



PA44-QP-06T

Adapter Parts & Part Numbers

The following chart shows the various socket and board part numbers that make up these adapters.

Adapter	Socket	Top Board	Bottom Board
PA44-QP-03	44QF-03	44QF-03	44PLUG
PA44-QP-16	44QF-16	44QF-16	44PLUG
PA44-QP-06T	44QF-06T	44QFP-6T	44PLUG

Adapter Construction

The adapter is made up of 3 sub-assemblies. They assemble via connectors making the adapter modular. This way the sub-assemblies can be replaced when they wear out.

When disassembling the adapter take care not to bend the pins. When reassembling the adapter note the pin 1 indicators to align the parts correctly.

Test Socket

QFP Lidded Test Socket:

Enplas Part #: OTQ-44-0.8-03	LSC Part #: 44QF-03
Enplas Part #: FPQ-44-0.8-06T	LSC Part #: 44QF-06T
Enplas Part #: FPQ-44-0.8-16	LSC Part #: 44QF-16

44QF-03, 44QFP-6T or 44QF-16

Accepts the test socket and performs the wiring in the Adapter Wiring section.

44PLUG

Accepts the top board and provides the PLCC plug.

LOGICAL

Logical Systems Corporation
PO Box 6184, Syracuse, NY 13217-6184 USA
Tel (315) 478-0722, FAX (315) 479-6753

www.DataSheet4U.com logicalsys.com, Email: info@logicalsys.com

PA44-QP-xxx Data Sheet

Doc: PA44-QP.DOC

Rev 1/6/99

Page 1 of 2

Adapter Wiring

The following chart shows the connections from the QFP device to the adapter's PLCC plug.

www.DataSheet4U.com

DEVICE	PLUG	PLUG	DEVICE
1	7	6	44
2	8	5	43
3	9	4	42
4	10	3	41
5	11	2	40
6	12	1	39
7	13	44	38
8	14	43	37
9	15	42	36
10	16	41	35
11	17	40	34
12	18	39	33
13	19	38	32
14	20	37	31
15	21	36	30
16	22	35	29
17	23	34	28
18	24	33	27
19	25	32	26
20	26	31	25
21	27	30	24
22	28	29	23