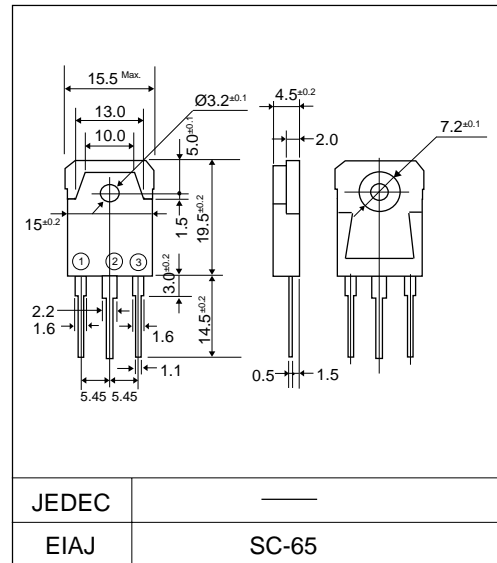


PA806C03 (30A)

(30V / 30A)

SCHOTTKY BARRIER DIODE

Outline drawings, mm



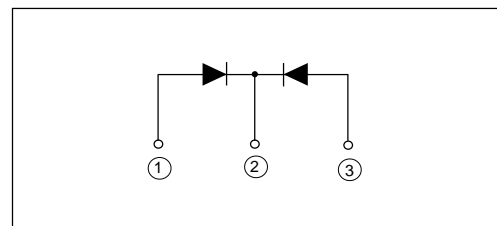
Features

- Low V_F
- Super high speed switching
- High reliability by planer design

Applications

- High speed power switching

Connection diagram



Maximum ratings and characteristics

- Absolute maximum ratings

Item	Symbol	Conditions	Rating	Unit
Repetitive peak reverse voltage	V_{RRM}		30	V
Non-repetitive peak reverse voltage	V_{RSM}	$t_w=500\text{ns}$, $\text{duty}=1/40$	30	V
Average output current	I_o	Square wave, $\text{duty}=1/2$ $T_c=100^\circ\text{C}$	30*	A
Surge current	I_{FSM}	Sine wave 10ms	250	A
Operating junction temperature	T_j		-40 to +150	$^\circ\text{C}$
Storage temperature	T_{stg}		-40 to +150	$^\circ\text{C}$

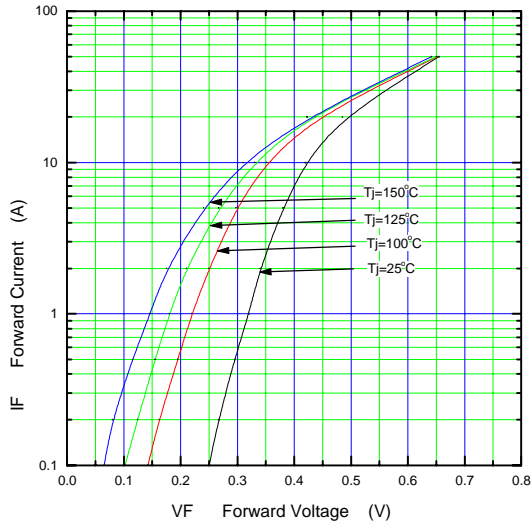
* Average forward current of centertap full wave connection

- Electrical characteristics ($T_a=25^\circ\text{C}$ Unless otherwise specified)

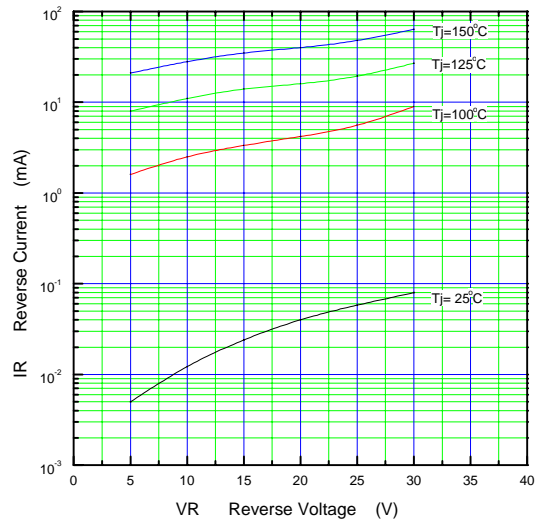
Item	Symbol	Conditions	Max.	Unit
Forward voltage drop	V_{FM}	$I_{FM}=12.5\text{A}$	0.47	V
Reverse current	I_{RRM}	$V_R=V_{RRM}$	20	mA
Thermal resistance	$R_{th(j-c)}$	Junction to case	1.2	$^\circ\text{C}/\text{W}$

Characteristics

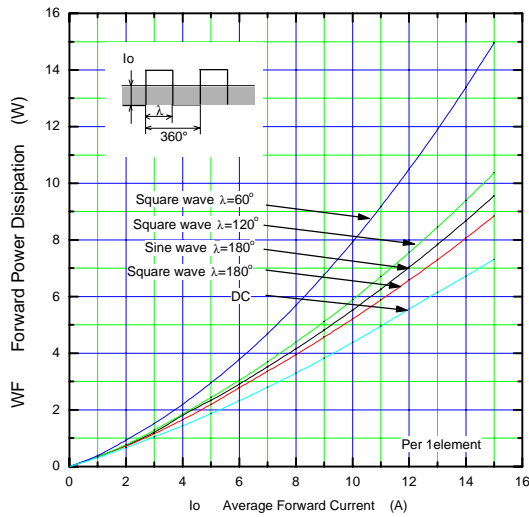
Forward Characteristic (typ.)



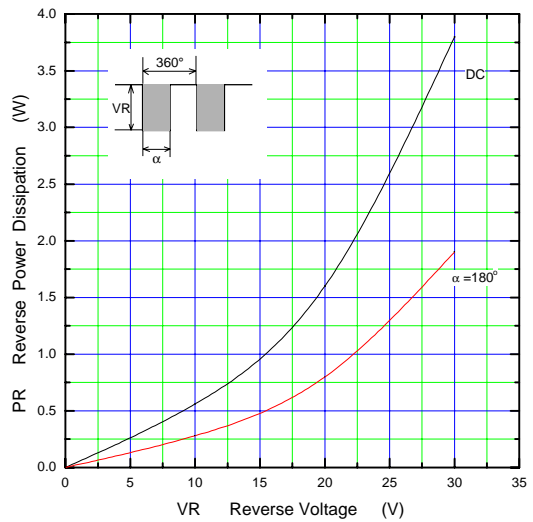
Reverse Characteristic (typ.)



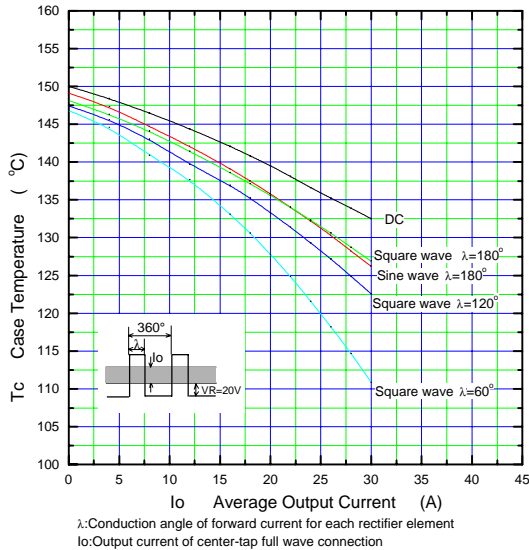
Forward Power Dissipation



Reverse Power Dissipation



Current Derating (I_o-T_c)



Junction Capacitance Characteristic (typ.)

