

GLASS PASSIVATED BRIDGE RECTIFIERS

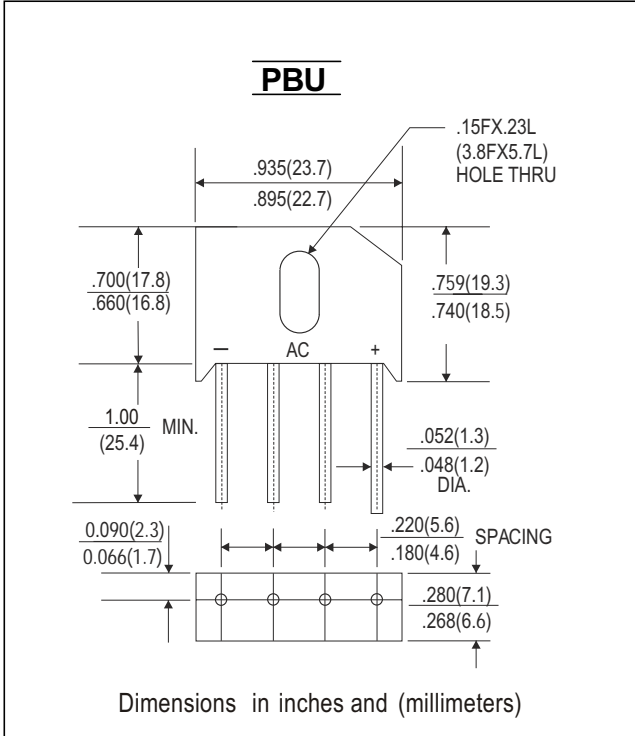
REVERSE VOLTAGE - **50 to 800** Volts
FORWARD CURRENT - **6.0** Amperes

FEATURES

- Rating to 800V PRV
- Ideal for printed circuit board
- Reliable low cost construction utilizing molded plastic technique
- The plastic material has UL flammability classification 94V-0
- In compliance with EU RoHS 2002/95/EC directives

MECHANICAL DATA

- Polarity : As marked on Body
- Weight : 0.3 ounces, 8.0 grams
- Mounting position : Any



MAXIMUM RATINGS AND ELECTRICAL CHARACTERISTICS
Ratings at 25°C ambient temperature unless otherwise specified.
Single phase, half wave, 60Hz, resistive or inductive load.
For capacitive load, derate current by 20%

PARAMETER	SYMBOL	PBU 601	PBU 602	PBU 603	PBU 604	PBU 605	PBU 606	UNIT
Maximum repetitive peak reverse voltage	VRRM	50	100	200	400	600	800	V
Maximum RMS voltage	VRMS	35	70	140	280	420	560	V
Maximum DC blocking voltage	VDC	50	100	200	400	600	800	V
Maximum average forward Tc=100°C Rectified Output Current at TA=40°C	IF	6.0						A
I ² t Rating for fusing (t<8.3ms)	I ² t	127						A ² sec
Peak forward surge current, 8.3ms single half sine-wave superimposed on rated load	IFSM	175						A
Maximum Forward Voltage Drop per Bridge Element at 6.0A	VF	1.0						V
Maximum DC Reverse Current @TA=25°C at Rated DC Blocking Voltage @TA=100°C	IR	5 1000						uA
Typical Thermal Resistance per leg	RθJA RθJC	8.6 3.1						°C/W
Operating Temperature Range	TJ	-55 to +150						°C
Storage Temperature Range	TSTG	-55 to +150						°C

FIG.1- FORWARD CURRENT DERATING CURVE

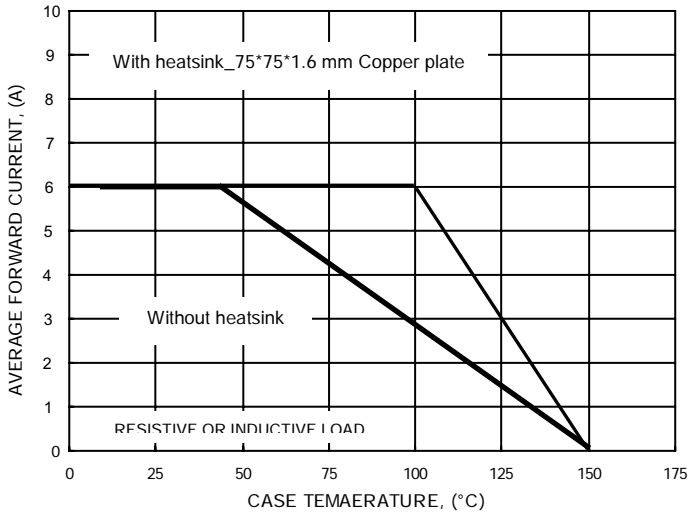


FIG.2- MAXIMUM NON-REPETITIVE SURGE CURRENT

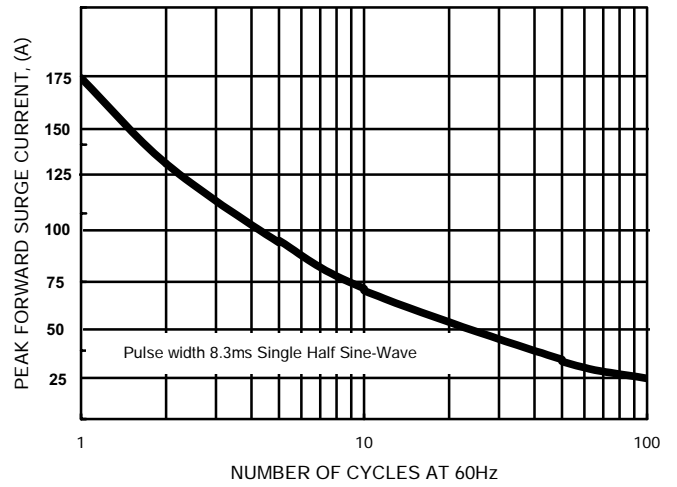


FIG.3- TYPICAL JUNCTION CAPACITANCE

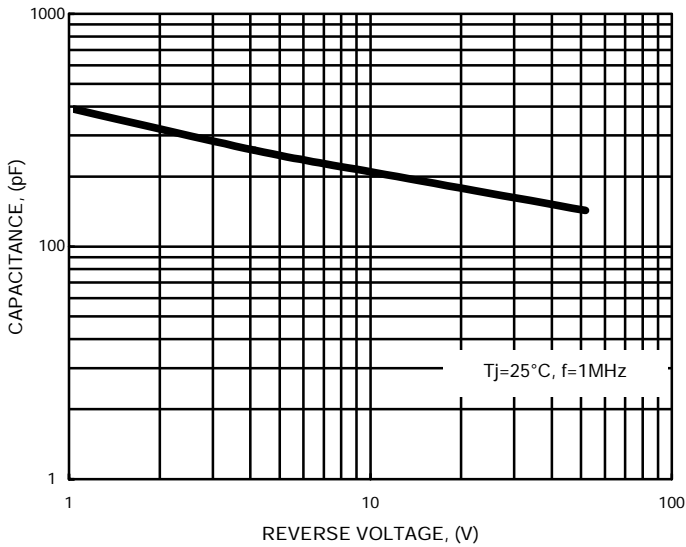


FIG.4- TYPICAL FORWARD CHARACTERISTICS

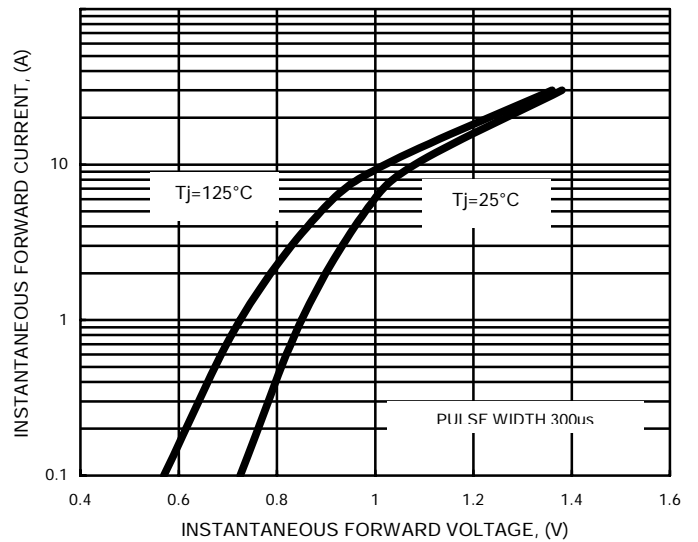


FIG.5- TYPICAL REVERSE CHARACTERISTICS

