

UTC PC1379 LINEAR INTEGRATED CIRCUIT

1-CHIP DEFECTION SYSTEM

DESCRIPTION

The UTC PC1379 consists of a vertical system, including function and a horizontal system, including an AFC function. It is for use in small size color TVs, B/W TV receivers and monitors.

FEATURES

- *Low power consumption, direct deflection coil driving capability(Fly-back voltage two times as high supply voltage is supplied during fly-back period only)
- *Variable circuit of vertical retrace time on chip

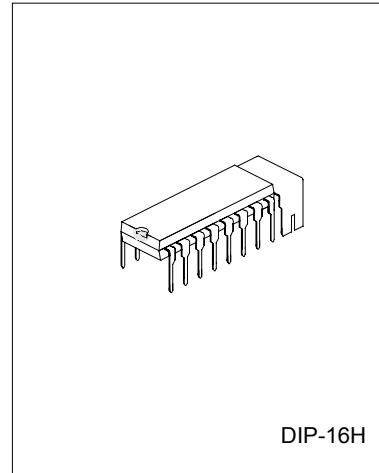
FUNCTIONS

HORIZONTAL SECTION

- *SYNC separation
- *Horizontal Oscillators
- *Horizontal Pre-drivers
- *Horizontal AFCs
- *Shunt Regulator(Typical 6.7V)

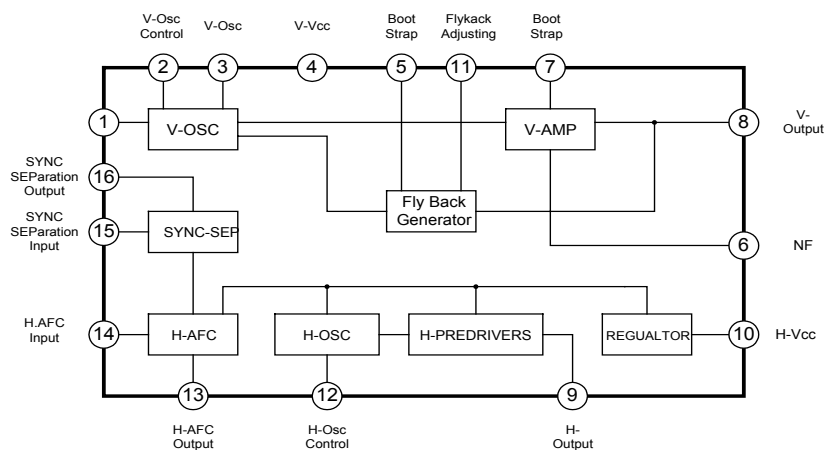
VERTICAL SECTION

- *Vertical Oscillator
- *Vertical Pre-drivers
- *Vertical Output
- *Fly-back generators



www.DataSheet4U.com

BLOCK DIAGRAM



UTC PC1379 LINEAR INTEGRATED CIRCUIT

ABSOLUTE MAXIMUM RATINGS(Ta=25°C)

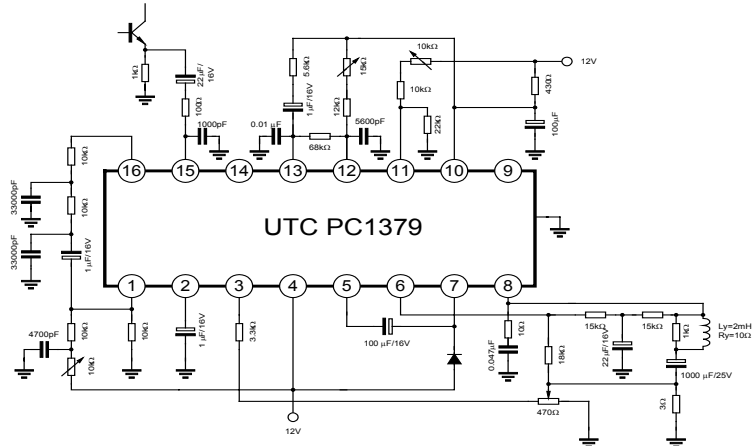
PARAMETER	SYMBOL	VALUE	UNIT
Vertical Supply Voltage	Vcc	15	V
Horizontal Supply Current	I10	30	mA
Vertical Output Current	I8	-500 ~ +500	ma peak
Horizontal Output Current(pulse)	I9	-15 ~ +5	mA
Fly-back Generator Output Current	I6	-500 ~ +500	ma peak
Operating Temperature	Topr	-20 ~ +75	°C
Storage Temperature	Tstg	-55 ~ +155	°C
Power Dissipation	Pd	1.3	W

ELECTRONICAL CHARACTERISTICS(Ta=25°C,VCC=12V,I10=12mA, unless otherwise specified)

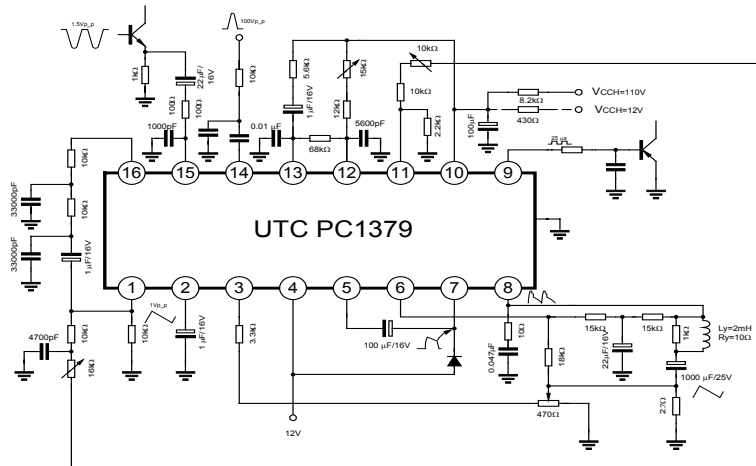
PARAMETER	SYMBOL	TEST CONDITIONS	MIN	TYP	MAX	UNIT
Recommend Vertical Supply Voltage	Vcc		9.6	12	14	V
Horizontal Supplu Current	I10		6.5	12	18	mA
Vertical Supply Current	Icc(1)	SWA=2		85	100	mA
Vertical Supply Current	Icc(2)	No Input Signal, SWA=2	6	12	20	mA
Vertical Free Running Frequency	Fvo	SWA=1	55	60	65	Hz
Drift of Vertical Free Running Frequency	Fvo/Vcc	Fvo=Fvo(14.4V)-Fvo(9.6V) SWA=2		0.8	2	Hz
	Fvo/Ta	Fvo=Fvo(-20°C)-Fvo(70°C) SWA=2		1.5	2	Hz
Vertical Output Center Voltage	Vmid	SWA=2	5.3	5.8	6.3	V
Vertical Output Current	IB	SWA=2	450	500	550	mAp-p
Horizontal Supply Voltage	V10	SWB=2	6.2	6.7	7.2	V
Horizontal Free Running Frequency	FHO	I10=12mA SWB=1	15	15.75	16.5	KHZ
Horizontal Output Pulse Width	THPW	FHO=15.75KHZ. SWB=2	23	25	27	US
Horizontal Output Current	I9	SWB=2	0.8	1.3	2.0	mA

UTC PC1379 LINEAR INTEGRATED CIRCUIT

TEST CIRCUIT



APPLICATION CIRCUIT



UTCPC1379 LINEAR INTEGRATED CIRCUIT

UTC assumes no responsibility for equipment failures that result from using products at values that exceed, even momentarily, rated values (such as maximum ratings, operating condition ranges, or other parameters) listed in products specifications of any and all UTC products described or contained herein. UTC products are not designed for use in life support appliances, devices or systems where malfunction of these products can be reasonably expected to result in personal injury. Reproduction in whole or in part is prohibited without the prior written consent of the copyright owner. The information presented in this document does not form part of any quotation or contract, is believed to be accurate and reliable and may be changed without notice.