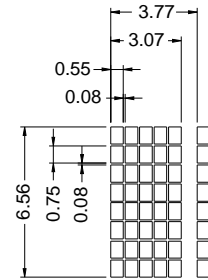
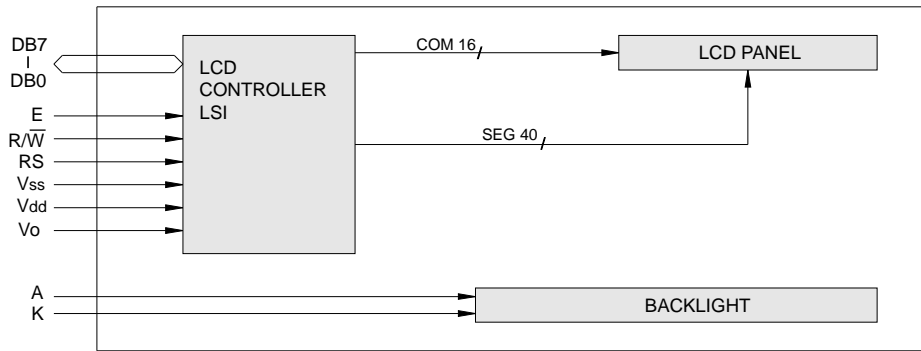
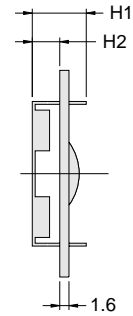
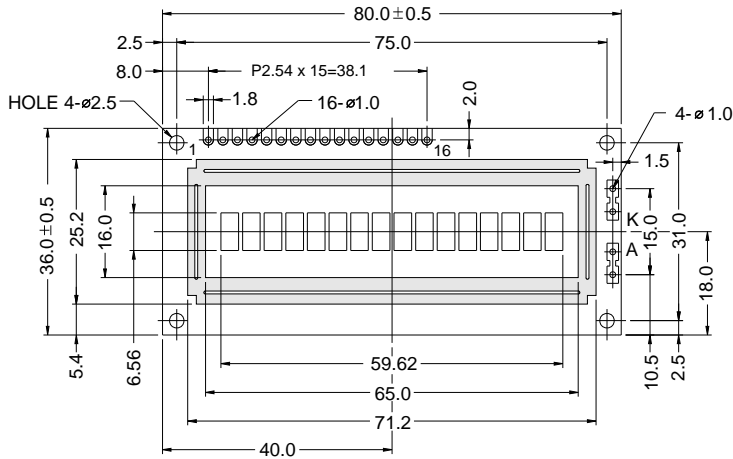




OUTLINE DIMENSION & BLOCK DIAGRAM



The tolerance unless classified $\pm 0.3\text{mm}$

MECHANICAL SPECIFICATION			
Overall Size	80.0 x 36.0	Module	H2 / H1
View Area	65.0 x 16.0	W/O B/L	4.8 / 9.4
Dot Size	0.55 x 0.75	EL B/L	4.8 / 9.4
Dot Pitch	0.63 x 0.83	LED B/L	8.9 / 13.5

PIN ASSIGNMENT		
Pin no.	Symbol	Function
1	Vss	Power supply(GND)
2	Vdd	Power supply(+)
3	Vo	Contrast Adjust
4	RS	Register select signal
5	R/W	Data read / write
6	E	Enable signal
7	DB0	Data bus line
8	DB1	Data bus line
9	DB2	Data bus line
10	DB3	Data bus line
11	DB4	Data bus line
12	DB5	Data bus line
13	DB6	Data bus line
14	DB7	Data bus line
15	A	Power supply for LED B/L (+)
16	K	Power supply for LED B/L (-)

ABSOLUTE MAXIMUM RATING									
Item	Symbol	Condition	Min.	Max.	Units				
Supply for logic voltage	Vdd-Vss	25°C	-0.3	7	V				
LCD driving supply voltage	Vdd-Vee	25°C	-0.3	13	V				
Input voltage	Vin	25°C	-0.3	Vdd+0.3	V				
ELECTRICAL CHARACTERISTICS									
Item	Symbol	Condition	Min.	Typical	Max.	Units			
Power supply soltage	Vdd-Vss	25°C	2.7	—	5.5	V			
LCD operation voltage	Vop	Top	N	W	N	W	V		
		-20°C	—	5.2	—	5.4	—	V	
		0°C	4.5	—	4.8	—	5.1	—	V
		25°C	4.1	4.3	4.4	4.5	4.7	4.9	V
		50°C	3.8	—	4.1	—	4.4	—	V
70°C	—	3.9	—	4.1	—	4.5	V		
LCM current consumption (No B/L)	Idd	Vdd=5V	—	1.5	2.5	mA			
Backlight current consumption	LED/edge	VB/L=4.2V	—	40	—	mA			
	LED/array	VB/L=4.2V	—	120	—	mA			

REMARK

LCD option: STN, TN, FSTN

Backlight Option: LED,EL Backlight feature, other Specs not available on catalog is under request.

