


12 Amp Subminiature PCB Power Relay

PC333



FEATURES

- 12 Amp continuous contact capacity
- 1 Form A, 1form C contact forms
- 2.5 KV dielectric strength between coil and contacts
- 4 KV dielectric available
- Sensitive coil available
- Meets UL 873 spacing
- Sealed, immersion cleanable
- **Now available Lead Free & RoHS Compliant**



File # E93379

UL/CSA RATINGS

Load Type	All Forms All Contacts
General Purpose	12A @ 125 VAC/28 VDC, 6A @ 300 VAC
Resistive	10A @ 240 VAC
Inductive	1/3 HP @ 120/240 VAC

CONTACT DATA

Material	AgCdO (Silver Cadmium Oxide) AgSnO (Silver Tin Oxide)	
Initial Contact Resistance	100 milliohms max @ 0.1A, 6VDC	
Service Life	Mechanical	1 X 10 ⁷ Operations
	Electrical	1 X 10 ⁵ Operations

CHARACTERISTICS

Operate Time	8 ms. Max.
Release Time	4 ms. Max.
Insulation Resistance	1,000 megohms min, at 500VDC, 50%RH
Dielectric Strength	2500 Vrms, 1 min. between coil and contacts 4000 Vrms, 1 min. between coil and contacts for PC333HD 1000 Vrms, 1 min. between open contacts
Shock Resistance	10 g, 11ms, functional; 100 g, destructive
Vibration Resistance	DA 1.5 mm, 10 - 55 Hz
Power Consumption	.45 W standard coil, .36 W sensitive coil
Ambient Temperature Range	-40 to 85 C, -40 to 130 C storage
Weight	11 grams approx.

ORDERING INFORMATION

Example:	PC333	-1C	-12	S	F	-H	-X
Model:	PC333, PC333HD (high dielectric)						
Contact Form	1A, 1C						
Coil Voltage							
Enclosure	S: Sealed; C: Flux Free						
Insulation System	Nil: Class B (125 degrees C), F: Class F (155 degrees C)						
Coil Sensitivity	Nil: Standard .45 W, H: Sensitive .36 W						
RoHS Compliant	Nil: Not Rohs, -X: RoHS Compliant						

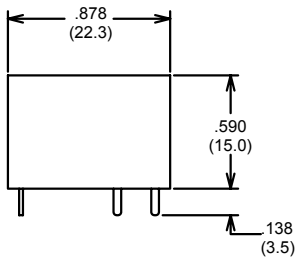
COIL DATA

Coil Voltage	Resistance ohms \pm 10%		Must Operate Voltage Max. (VDC)	Must Release Voltage Min. (VDC)	
	Standard Coil	Sensitive Coil			
3	20	0.45 W	0.33 W	2.25	
5	56			25	0.3
6	80			69	0.5
9	180			100	0.6
12	320			225	0.9
18	720			400	1.2
24	1280			900	1.8
36	2880			1600	2.4
48	3800			—	36.00


Dimensions in Inches (millimeters)

PC333

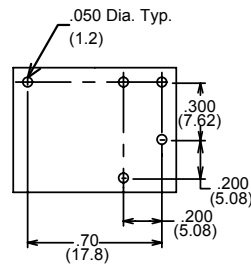
Side View



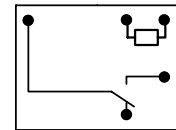
End View



**Bottom View
PC Board Layout**

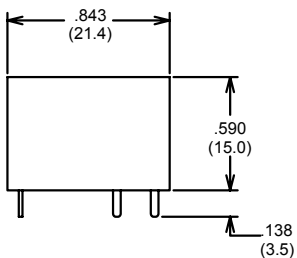


Wiring Diagram

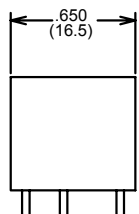


PC333HD

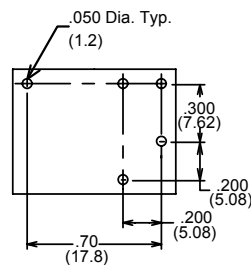
Side View



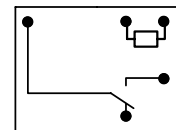
End View



**Bottom View
PC Board Layout**



Wiring Diagram



Notes:

- Contact Form C shown
- On Contact Form A Unused Pin is Omitted
- Tolerances \pm .010 unless otherwise noted



3220 Commander Drive, Suite 102, Carrollton, Texas 75006

Sales: Call Toll Free (888) 997-3933 Fax (818) 342-5296 email: pickerwest@sbcglobal.net URL: pickercomponents.com