


Subminiature Automotive PCB Twin Power Relay

PC558



FEATURES

- Subminiature design
- 2 X 1 C (Twin SPDT) contact form
- Contact switching capacity up to 60 Amps
- Larger contact gap available for heavy motor loads
- 85 degrees C operating temperature
- Two independent relays in one package
- Sealed, immersion cleanable

CONTACT RATINGS

Contact Form	2 Form C DPDT
Max Switching Current	Make 60 Amps
	Break 20 Amps
Max. Switching Voltage	16 VDC
Max. Continuous Current	35 A for 10 Min; 25 A for 1 hr.
Minimum Load	0.1 A @ 12 VDC

CONTACT DATA

Material	AgNiO 15 (Silver Nickel Oxide 15%) AgSnOInO (Silver Tin Oxide Indium Oxide)	
Initial Contact Resistance	100 milliohms max @ 0.1A, 6VDC	
Service Life	Mechanical	1 X 10 ⁷ Operations
	Electrical	1 X 10 ⁵ Operations

CHARACTERISTICS

Operate Time	10 ms. typical
Release Time	5 ms. typical
Insulation Resistance	100 megohms min, at 500VDC, 50%RH
Dielectric Strength	500 Vrms, 1 min. between coil and contacts
Shock Resistance	10 g, 11ms, functional; 100 g, destructive
Vibration Resistance	DA 1.5 mm, 10 - 55 Hz
Drop Resistance	1 Meter height drop on concrete
Power Consumption	Standard: 0.6 W; Large Gap: 0.8 W
Ambient Temperature Range	-30 to 85 degrees C operating, -40 to 100 storage
Weight	13 grams approx.

ORDERING INFORMATION

Example:	PC558	-2C	-12	F	-G
Model					
Contact Form					
Coil Voltage					
Insulation System					
Nil: Class B (125 degrees C); F: Class F (155 degrees C)					
Contact Gap					
Nil: Standard; G: Large Gap					

COIL DATA

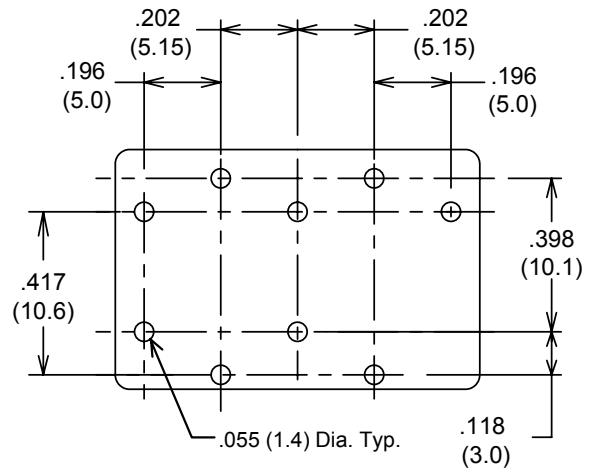

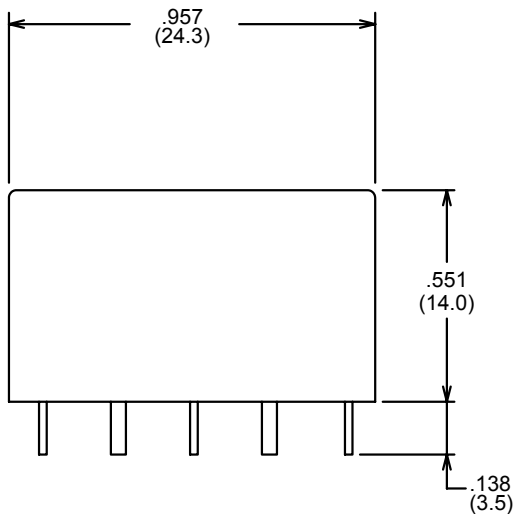
Coil Voltage	Resistance ohms $\pm 10\%$				Must Operate Voltage Max. (VDC)	Must Release Voltage Min. (VDC)
	Standard Coil		Large Gap			
6	60	0.6 W	45	0.8 W	3.6	0.6
9	135		100		5.4	0.9
12	240		180		7.3	1.2
24	960		720		14.4	2.4

Dimensions in Inches (millimeters)
Drawings are 2X actual size

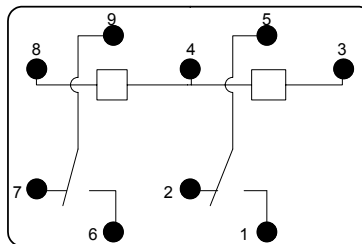
Side View

End View

**Bottom View
 PC Board Layout**



Wiring Diagram



Notes:
 Maximum make current refers to inrush of a lamp load
 In 85 degree C ambient reduce maximum coil voltage to 72%
 Tolerances $\pm .010$ unless otherwise noted



3220 Commander Drive, Suite 102, Carrollton, Texas 75006

Sales: Call Toll Free (888) 997-3933 Fax (818) 342-5296 email: pickerwest@sbcglobal.net URL: pickercomponents.com