

Automotive Twin PCB Power Relay

PC617



FEATURES

- 20 Amp continuous current capacity
- Up to 60 amp switching capacity
- Six different contact forms
- Designed for high inrush applications
- Four different contact materials available
- UL Class F insulation available
- Dust cover or sealed version available

CONTACT RATINGS

Form		1 Form A (SPST NO)	1 Form B (SPST NC)	1 Form C (DPDT)		1 Form U (SPST-NO-DM)	1 Form V (SPST-NC-DB)	1 Form W (SPDT-DB-DM)	
				NO	NC			NO	NC
Max Switching Current	Make	60 Amps	12 Amps	60 Amps	12 Amps	2 X 40 Amps	2 X 8 Amps	2 X 30 Amps	2 X 5 Amps
	Motor	20 Amps	10 Amps	20 Amps	10 Amps	2 X 20 Amps	2 X 7 Amps	2 X 15 Amps	2 X 5 Amps
Max. Continuous Current		20 Amps	10 Amps	20 Amps	10 Amps	2 X 10 Amps	2 X 7 Amps	2 X 7 Amps	2 X 5 Amps
Minimum Load		.05 Amps @ 5 VDC							
Max. Switching Voltage		See curve page 2, current dependant							

CONTACT DATA

Material	AgNiO 15 (Silver Nickel Oxide 15%), AgSnInO (Silver Tin Oxide Indium Oxide)	
Initial Contact Resistance	100 milliohms max @ 0.1A, 6VDC	
Service Life	Mechanical	1 X 10 ⁷ Operations
	Electrical	1 X 10 ⁵ Operations

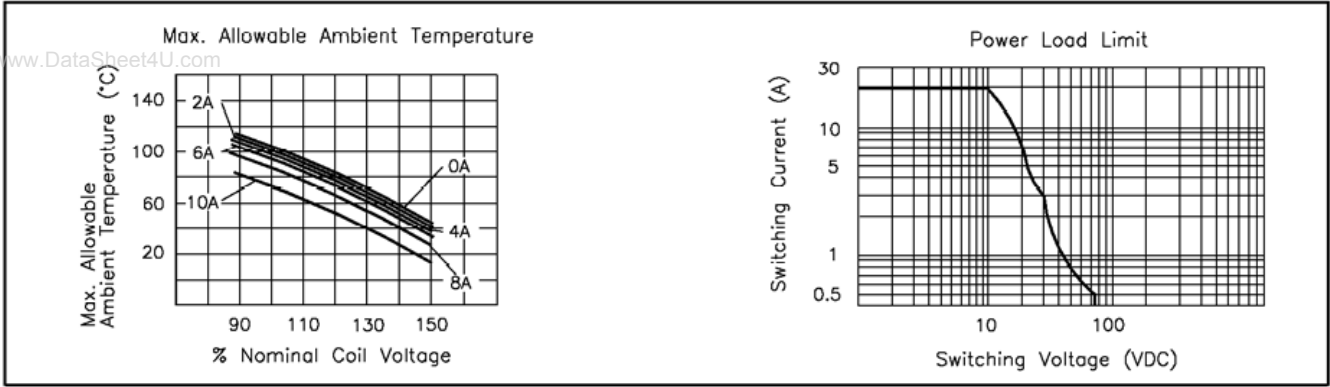
CHARACTERISTICS

Operate Time	10 ms. typical
Release Time	5 ms. typical
Insulation Resistance	100 megohms min, at 500VDC, 50%RH
Dielectric Strength	1500 Vrms, 1 min. between coil and contacts
Shock Resistance	10 g, 11ms, functional; 100 g, destructive
Vibration Resistance	DA 1.5 mm, 20 - 200 Hz functional
Drop Resistance	1 Meter height drop on concrete in final enclosure
Power Consumption	2 x 1.1 W approx.
Ambient Temperature Range	-40 to 85 degrees C operating, -40 to 125 storage
Weight	20 grams approx.

COIL DATA

Coil Voltage	Resistance ohms ± 10%	Must Operate Voltage Max. (VDC)		Allowable Voltage Max (VDC)	Must Release Voltage Min. (VDC)	
		A, B, C, U, V	W		B, V	A, C, U, W
6	36 X 2	3.75	4.5	8	0.35	0.7
12	145 X 2	7.50	9.0	16	0.70	1.4
24	576 X 2	15.0	18.0	31	1.40	2.8

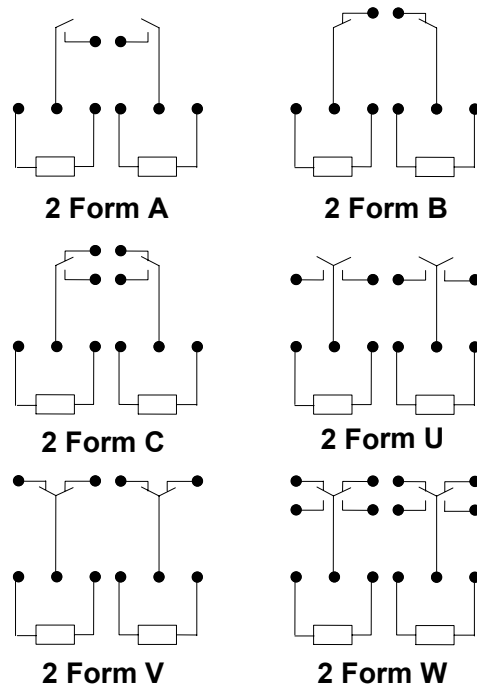
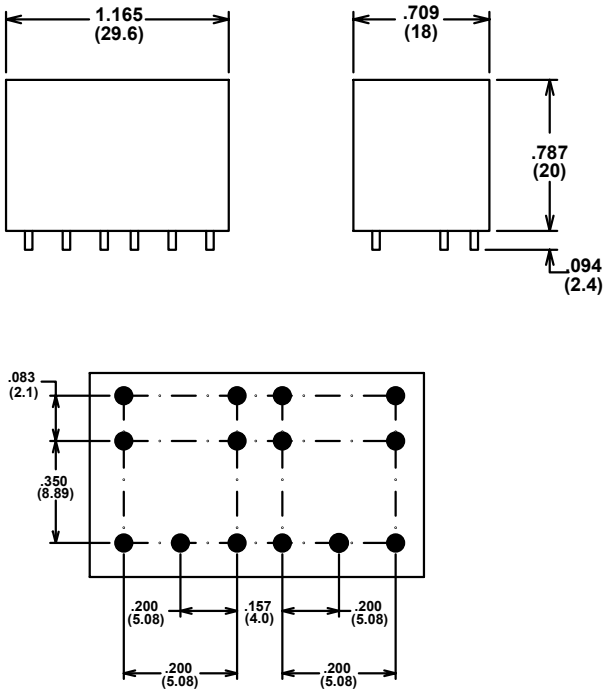
REFERENCE CURVES



ORDERING INFORMATION

Example:	PC617	-2C	-12	S	T
Model					
Contact Form	2A, 2B, 2C, 2U, 2V or 2W				
Coil Voltage					
Enclosure	Nil: Open Frame; S: Sealed; C: Dust Cover				
Contact Material	Nil: AgSnO; C: AgCdO; T: AgSnInO				

Dimensions in Inches (millimeters) drawings are 2 X scale



Notes:

Tolerances \pm .010 unless otherwise noted



3220 Commander Drive, Suite 102, Carrollton, Texas 75006

Sales: Call Toll Free (888) 997-3933 Fax (818) 342-5296 email: pickerwest@sbcglobal.net URL: pickercomponents.com