


25 Amp Power Relay

PC735



FEATURES

- 1/4 inch male QC terminals
- Up to 25 amp switching capacity
- Up to 1 1/2 horsepower rating
- 1 and 2 pole rated 10 amps at 600 VAC
- Available with push to test button
- Available with indicator light
- Available with side or top mounting flange

 File # E93379  Certificate # LR 109231

UL/CSA RATINGS

Load Type	Voltage	1 Pole & 2 Pole All Contacts	3 Pole All Contacts
General Purpose	120 VAC	25 A	20 A
	277 VAC	25 A	20 A
	28 VDC	20 A	15 A
Resistive	120 VAC	25 A	20 A
	277 VAC	25 A	20 A
	600 VAC	10 A	—
Motor	240 VAC	1 1/2 HP	1 HP
	120 VAC	1 HP	3/4 HP

CONTACT DATA

Material		AgCdO (Silver Cadmium Oxide)
Initial Contact Resistance		50 milliohms max @ 1A, 6VDC
Service Life	Mechanical	1 X 10 ⁷ Operations
	Electrical	1 X 10 ⁵ Operations

CHARACTERISTICS

Operate Time	15 ms. Max.
Release Time	10 ms. Max.
Insulation Resistance	1,000 megohms min, at 500VDC, 50%RH
Dielectric Strength	1600 Vrms, 1 min. between coil and contacts 1000 Vrms, 1 min. between open contacts 1600 Vrms, 1 min. between contact poles
Shock Resistance	10 g, 11ms, functional; 100 g, destructive
Vibration Resistance	DA 2 mm, 10-50 Hz
Power Consumption	DC coil 1.2 W, AC coil 3 VA
Ambient Temperature Range	-40 to 70 C, -40 to 130 C storage
Weight	80 grams approx.

ORDERING INFORMATION

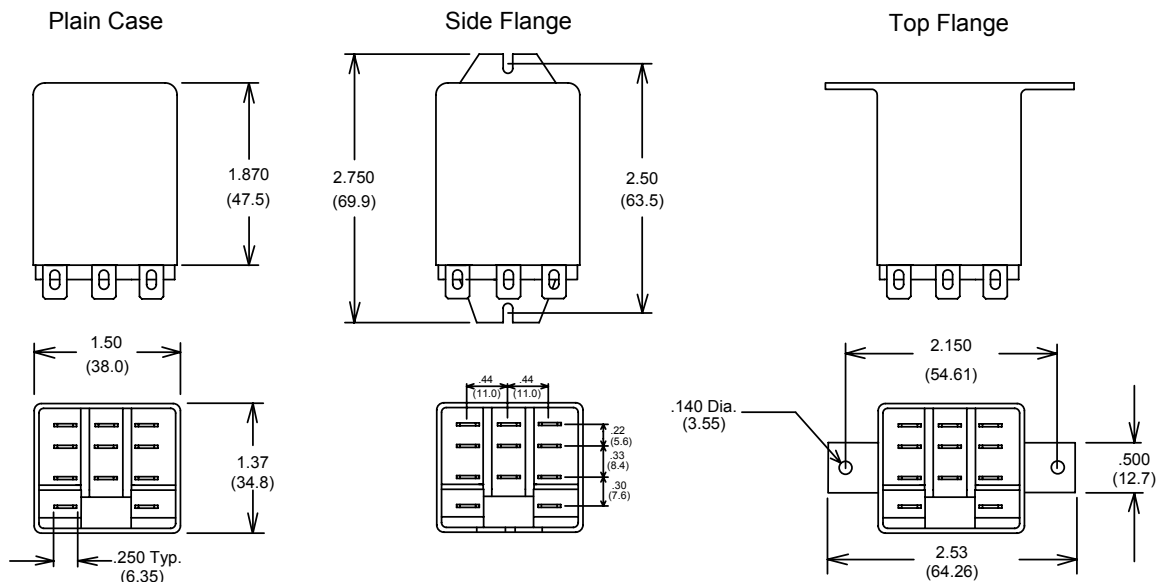
Example:	PC735-	2C-	C1-	LM	120 A
Model					
Contact Form					
1C, 2C, or 3C					
Case Style					
C: Plain Case, C1: Side Flange, C3: Top Flange					
Options					
Nil: None; L: Indicator light; M: Push to test; P: PC Pins					
Coil Voltage					
XXX VDC or XXX VAC					

COIL DATA

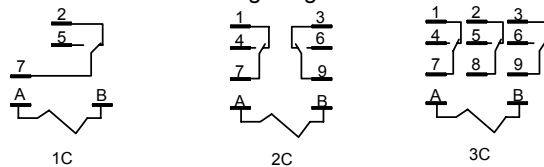
Voltage Type		Coil Voltage	Resistance ohms \pm 10%	Coil Power	Must Operate Voltage Max.	Must Release Voltage Min.
DC		6	32	1.2 W	4.5	0.6
		12	120		9.0	1.2
		24	472		18	2.4
		48	1800		36	4.8
		110	10000		82.5	11.0
		125	10000		93.75	12.5
AC	1C & 2C	12	18.0	3.0 VA	9.6	1.2
		24	72.0		19.2	2.4
		120	1700		102	12.0
		240	7200		204	24.0
	3C	12	14.5	3.4 VA	93.5	1.2
		24	64.0		19.2	2.4
		120	1540		102	12.0
		240	6750		204	24.0

Note: Custom coil voltages within the ranges shown are available on special order.

Dimensions in Inches (Millimeters)



Wiring Diagrams



Tolerances \pm .010 unless otherwise noted



3220 Commander Drive, Suite 102, Carrollton, Texas 75006

Sales: Call Toll Free (888) 997-3933 Fax (818) 342-5296 email: pickerwest@sbcglobal.net