


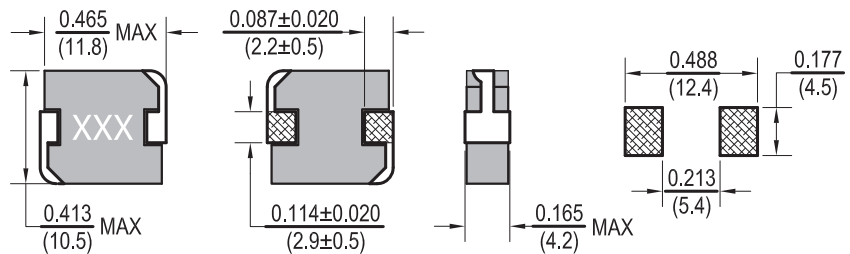


Power Choke High Current

PCHC104H



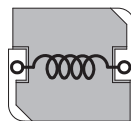
Dimensions: Inches
(mm)



Allied Part Number	Inductance (μh)	Tolerance (%)	Test Freq. KHz, 1v	DCR (Ω) Max	Isat (A)	Irms (A) Max.
PCHC104H-R36M-RC	0.36	20	100	1.4	40	28
PCHC104H-R47M-RC	0.47	20	100	1.6	38	26
PCHC104H-R56M-RC	0.56	20	100	1.9	36	25
PCHC104H-R68M-RC	0.68	20	100	2.4	32	23
PCHC104H-1R0M-RC	1.00	20	100	3.5	28	20
PCHC104H-1R5M-RC	1.50	20	100	7.5	20	12
PCHC104H-2R2M-RC	2.20	20	100	8.56	16.5	11.5
PCHC104H-3R3M-RC	3.30	20	100	10	14	10
PCHC104H-4R7M-RC	4.70	20	100	13.5	13	8
PCHC104H-6R8M-RC	6.80	20	100	24	11	6.5
PCHC104H-100M-RC	10	20	100	35	9	5

All specifications subject to change without notice.

Schematic



Features

- Magnetically shielded construction
- High saturation current up to 40A
- Expanding operating temp range
- Low DCR resistance
- Suitable for pick and place

Electrical

Inductance Range: .36μH to 10μH

Additional values available

Tolerance: 20% over entire range,
Available in tighter tolerances

Test Frequency: 100KHz, 1.0Vdc

Operating Temp: -55°C ~ +125°C

Storage Temp: -55°C ~ +125°C

Temp rise: ΔT=40°C Typical at rated I_{rms} with out core loss.

Part temperature should not exceed 125°C including temperature rise.

Inductance drop: 20% typical at rated Isat

Resistance to Soldering Heat

Pre-Heat 150°C, 1 minute.

Solder Composition: Sn/Ag3.0/Cu0.5

Solder Temp: 260°C ± 5°C

Immersion Time: 10 sec. ± 1 sec.

Test Equipment

(L): HP 4284A LCR meter or equivalent

(DCR): CH16502, Agilent 33420A Micro-Ohm meter

(IDC): 3260B WK & DC Bias 3265B WK

Physical

Packaging: 900 pieces per 13 inch reel.

Marking: EIA Inductance Code