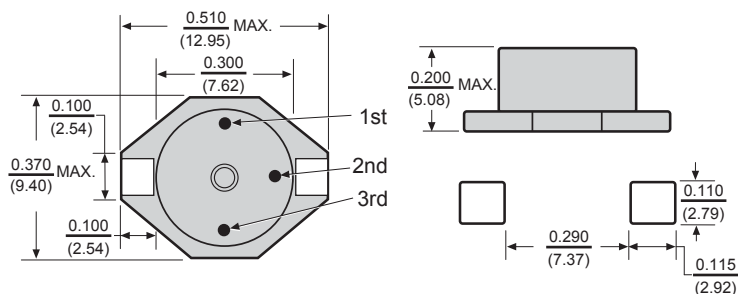


PCIT40 Power Chip Shielded Inductors



Dimensions: $\frac{\text{Inches}}{\text{(mm)}}$



Features

- Magnetically shielded
- Cost effective miniature power inductor
- Swinging Inductance vs current characteristics
- Designed for current spikes as high as twice the rated current
- Wrap around terminals for excellent solderability and inspection
- Designed with high heat resistance materials for reflow operation
- Flat top for pick and place assembly
- Non standard values available

Electrical

Inductance Range: 1.0 μ h to 1000 μ h.

Tolerance: \pm 20% over the entire inductance range.

Test Frequency : Inductance measured at 100KHz, 0.1Vrms.

Operating Temp. Range: -40° to +85°C.

Current Rating: See foot notes and graphs

Physical

Marking: Color Code using standard EIA three dot system.

Packaging: 750 pieces per 13 inch reel.

Allied Part Number	Inductance @0Adc(μ h)	DCR Max. (Ω)	SRF Typical (MHz)	Inductance* (μ h)	Rated Current** (A)	Max. Energy Storage (μ Joules)	Max. Switching Freq. (MHz)
PCIT40-1R0M-RC	1.0	.025	60	.50	5.0	9	1
PCIT40-1R5M-RC	1.5	.030	55	.70	5.0	12	1
PCIT40-2R2M-RC	2.2	.035	55	1.0	5.0	15	1
PCIT40-3R3M-RC	3.3	.040	50	1.5	5.0	16	1
PCIT40-4R7M-RC	4.7	.045	45	2.0	3.0	10	1
PCIT40-6R8M-RC	6.8	.050	40	4.0	2.5	14	1
PCIT40-100M-RC	10	.055	35	5.0	2.0	11	1
PCIT40-150M-RC	15	.060	25	6.0	1.8	12	1
PCIT40-220M-RC	22	.084	22	10	1.5	11	1
PCIT40-330M-RC	33	.090	18	12	1.3	13	1
PCIT40-470M-RC	47	.11	16	27	1.0	13	1
PCIT40-680M-RC	68	.15	12	40	.90	17	1
PCIT40-101M-RC	100	.29	9	50	.80	15	1
PCIT40-151M-RC	150	.36	8	80	.60	15	.5
PCIT40-221M-RC	220	.39	6	90	.50	10	.5
PCIT40-331M-RC	330	.73	5	150	.40	13	.5
PCIT40-471M-RC	470	.88	4	200	.35	13	.5
PCIT40-681M-RC	680	1.15	3	300	.30	13	.5
PCIT40-102M-RC	1000	1.45	2.5	420	.25	13	.5

*Measured at the rated current.

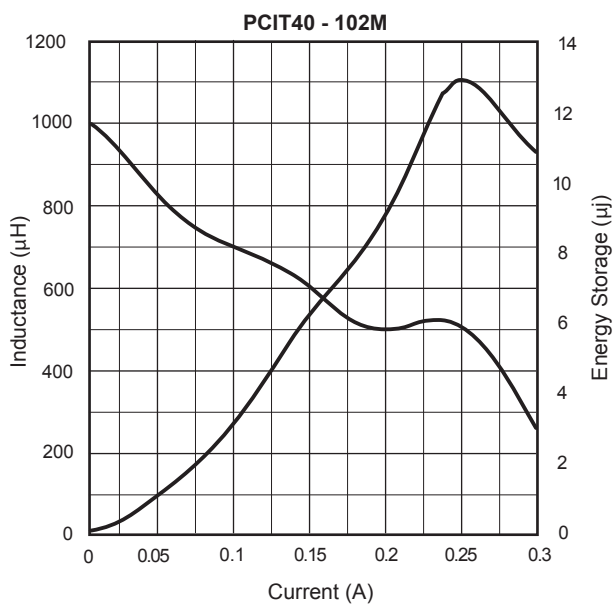
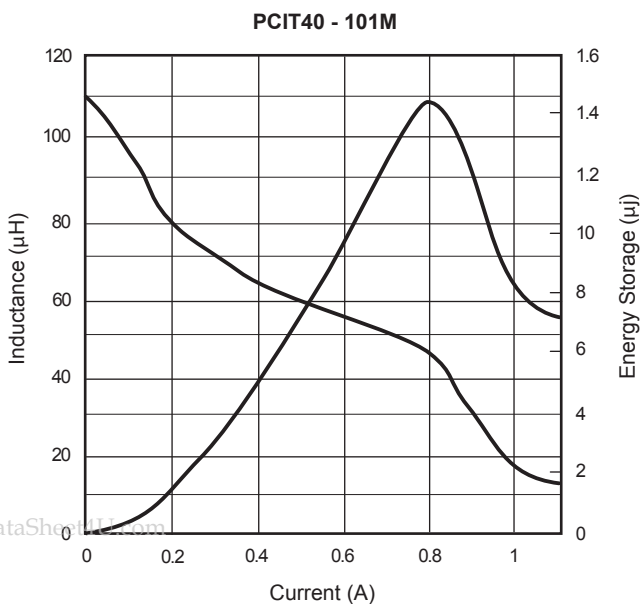
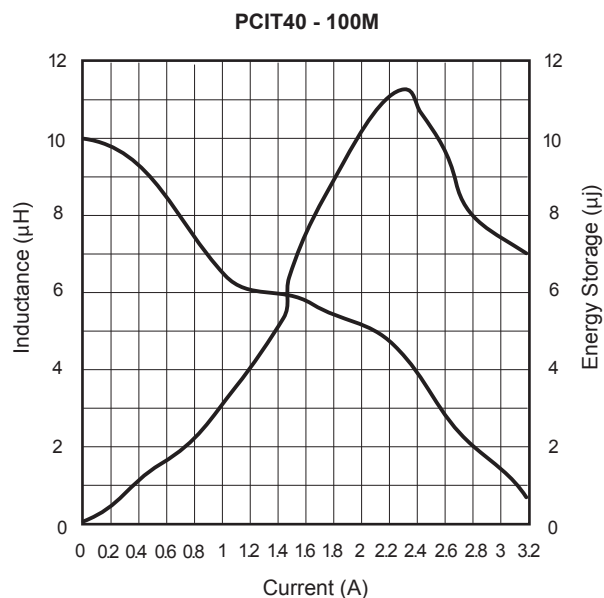
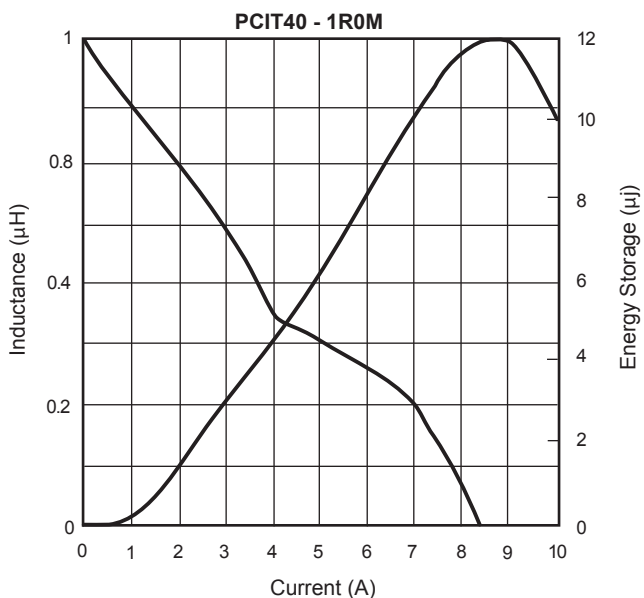
**Average maximum allowable current. PCIT Series inductors are designed for current spikes as high as 2x the current rating. All specifications subject to change without notice.

www.DataSheet4U.com

PCIT40 Power Chip Shielded Inductors



TYPICAL INDUCTANCE AND ENERGY STORAGE VS. CURRENT



All specifications subject to change without notice.