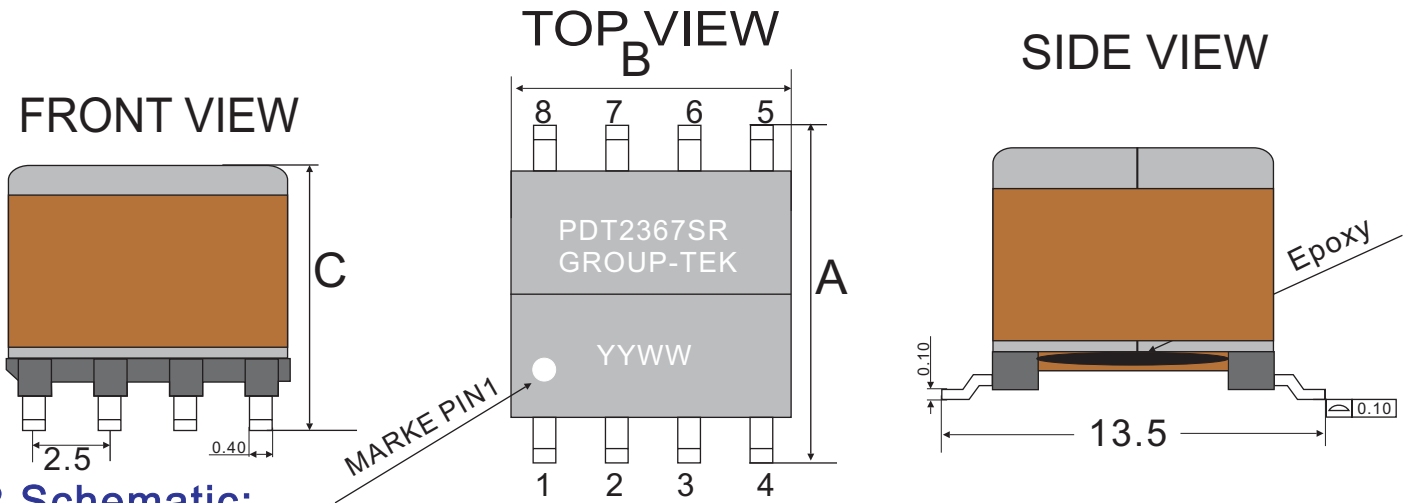
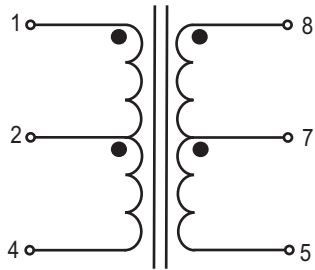


### 1. Mechanical Dimensions:



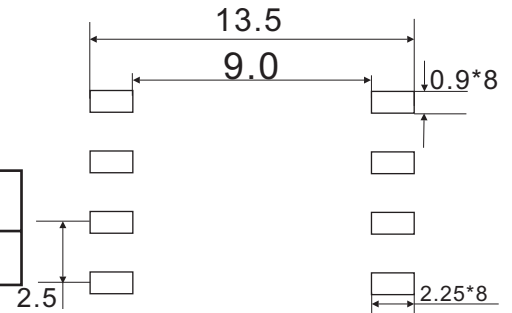
### 2. Schematic:



Unit: mm

A MAX	B MAX	C MAX
13.25	10.95	9.0

### SUGGESTED PAD LAYOUT



### 3. Electrical Characteristics :

Specifications: at 25 degree C. Operating Temperature -40 to +85°C

NO.	ITEM	TEST CONDITION	SPECIFICATION
1	Inductance	(1-2)@100kHz, 0.1Vac	200uH Min.
2	Leakage Inductance	(1-2)@100kHz, 0.1Vac with shorted other pins.	3.0uH Max.
3	DCR	(1-2) @ 25°C	0.42Ω Max.
4		(2-4) @ 25°C	0.42Ω Max.
5		(7-5) @ 25°C	0.56Ω Max.
6		(8-7) @ 25°C	0.56Ω Max.
7	HI-POT	PRI TO SEC	2000Vac 1.0mA 3Sec.
8	HI-POT	PRI,SECI TO CORE	1000Vac 1.0mA 3Sec.
9	CWW	(4-5)@100kHz, 0.1Vac	20pF Max.
10	Voltage Ratio Apply 20kHz, 1.0V to (8-5)	(7-5)	0.500±3.0%.
11		(2-4)	0.417±3.0%.
12		(1-2)	0.417±3.0%.