



PJDLC05C-03

VOLTAGE 5.0 Volts **POWER** 250 Watts

SOT-23 Unit : inch(mm)

ULTRA LOW CAPACITANCE DUAL TRANSIENT VOLTAGE SUPPRESSOR FOR HIGH SPEED DATA LINES

This transient overvoltage suppressor is intended to protect sensitive equipment against electrostatic discharge events as well to offer a minimum insertion loss in data transmission lines in communications ports used in portable consumer, computing and networking applications. This dual transient voltage suppressor comes in a single SOT-23, offering board space reduction, where the application requires it.

This device comes with two pairs of high speed switching diodes connected in series, where both pairs are electrically isolated, offering a very low capacitance, minimizing the insertion losses in data transmission lines.

FEATURES

- Maximum capacitance @ 0 Vdc Bias of 1.0 pF between terminals 1-3 or terminals 2-3
- IEC61000-4-2 esd 15kV Air, 8kV contact compliance
- In compliance with EU RoHS 2002/95/EC directives

MECHANICAL DATA

- Case: SOT-23, plastic
- Terminals: solderable per MIL-STD-750, Method 2026
- Approx. Weight: 0.0003 ounce, 0.0084 gram
- Marking : DBA

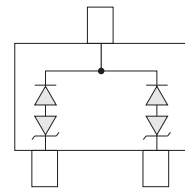
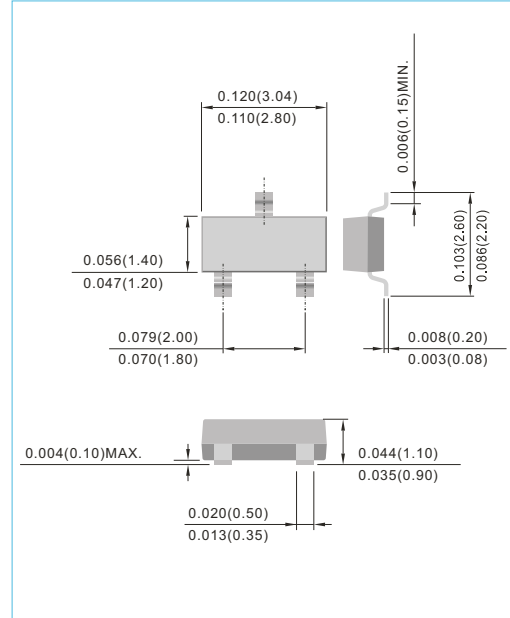


Fig.21

MAXIMUM RATINGS

Parameter	Symbol	Value	Units
Operating Junction	T _J	-55 to +150	°C
Storage Temperature Range	T _{STG}	-55 to +150	°C

ELECTRICAL CHARACTERISTICS

PJDLC05C-03						
Parameter	Symbol	Conditions	Minimum	Typical	Maximum	Units
Reverse Stand-Off Voltage	V _{RWM}	-	-	-	5	V
Reverse Breakdown Voltage	V _{BR}	I _T =1mA	6	-	-	V
Reverse Leakage Current	I _R	V _{RWM} = 5V, T = 25°C	-	-	20	μA
Junction Capacitance	C _J	Between pin1.2 to 3 V _R =0V,f=1MHz	-	-	1.0	pF
Peak Pulse Current	I _{PP}	t _p =8/20 μsec	-	-	12	A
Max Clamping Voltage	V _C	t _p =8/20 μsec	-	-	22	V



PJDLC05C-03

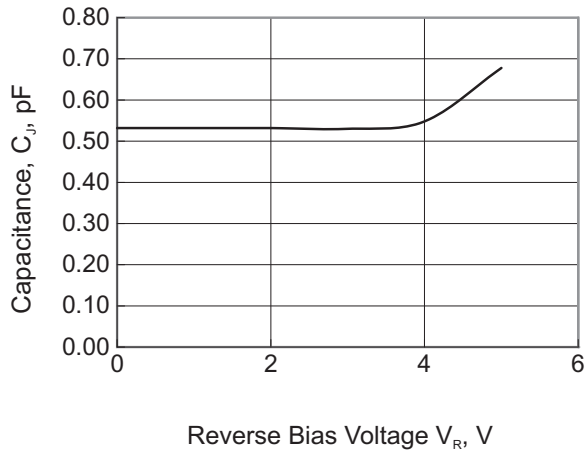


Fig.1 TYPICAL CAPACITANCE

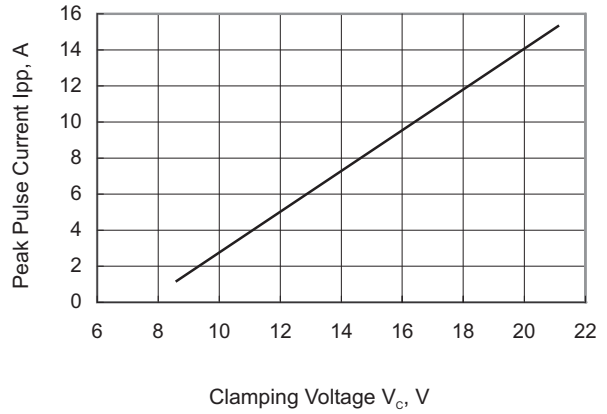


Fig.2 PULSE WAVE FORM

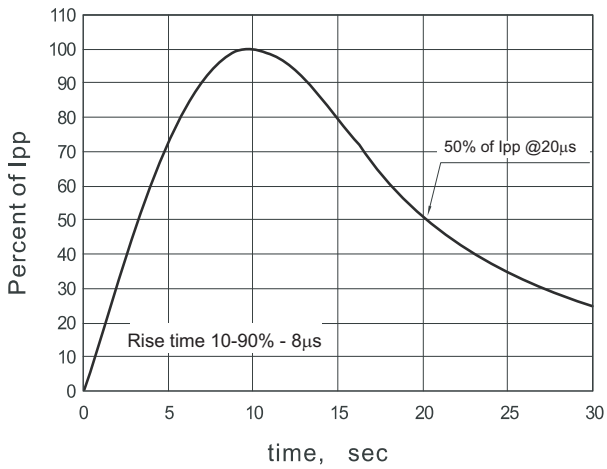
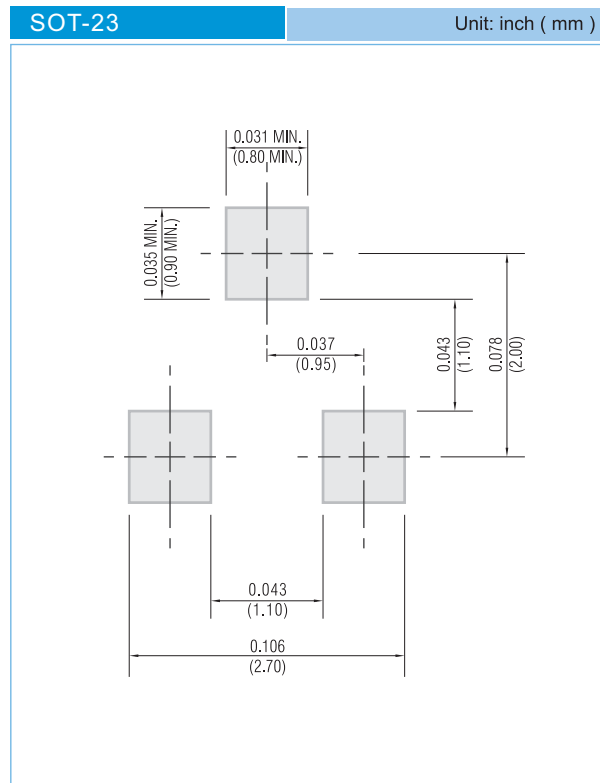


Fig.3 PULSE WAVE FORM



PJDLC05C-03

MOUNTING PAD LAYOUT



ORDER INFORMATION

- Packing information
 - T/R - 12K per 13" plastic Reel
 - T/R - 3K per 7" plastic Reel

LEGAL STATEMENT

Copyright PanJit International, Inc 2011

The information presented in this document is believed to be accurate and reliable. The specifications and information herein are subject to change without notice. Pan Jit makes no warranty, representation or guarantee regarding the suitability of its products for any particular purpose. Pan Jit products are not authorized for use in life support devices or systems. Pan Jit does not convey any license under its patent rights or rights of others.