



PJRB461F

SURFACE MOUNT SCHOTTKY DIODE

VOLTAGE 25 Volts **CURRENT** 700 mA

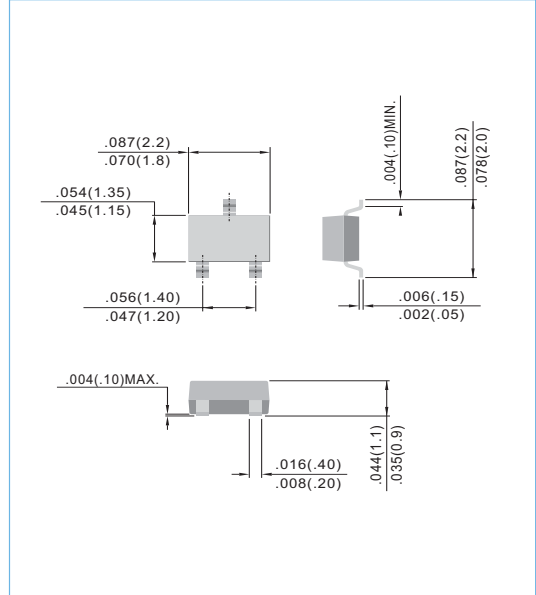
SOT-323 Unit: inch (mm)

FEATURES

- I_F guaranteed at 0.7A
- Ultra-Low V_F (0.28V typical @100mA,75°C)
- Extremely fast switching speed
- Surface mount package ideally suited for automatic insertion
- In compliance with EU RoHS 2002/95/EC directives

MECHANICAL DATA

- Case: SOT-323, Plastic
- Terminals: Solderable per MIL-STD-750, Method 2026
- Approx. Weight: 0.0041 gram
- Marking : B1



ABSOLUTE RATINGS

Note (1) :Single, 60 Hz half sine-wave

PARAMETER	Symbol	Value	Units
Maximum Reverse Voltage	V_R	20	V
Peak Reverse Voltage	V_{RRM}	25	V
Continuous Forward Current	I_F	0.7	A
Peak Forward Surge Current (1)	I_{FSM}	3	A

THERMAL CHARACTERISTICS

Note (1) : FR-4 Board =70 x 60 x 1mm.

PARAMETER	Symbol	Value	Units
Power Dissipation(1)	P_{TOT}	160	mW
Thermal Resistance,Junction to Ambient(1)	$R_{\theta JA}$	625	°C/W
Junction Temperature	T_J	-55 to 125	°C
Storage Temperature	T_{STG}	-55 to 150	°C

www.DataSheet4U.com

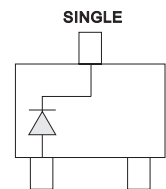


Fig.14



PJRB461F

ELECTRICAL CHARACTERISTICS ($T_j=25^\circ\text{C}$, unless otherwise noted)

Note (1) : Pulse Test : Pulse Width<300 μs , Duty Cycle<2%

PARAMETER	Symbol	Test Condition	MIN.	TYP.	MAX.	Units
Reverse Breakdown Voltage	$V_{(BR)}$	$I_R=10\mu\text{A}$	10	-	-	V
Reverse Current	I_R	$V_R=20\text{V}$	-	-	200	μA
Forward Voltage(1)	V_F	$I_F=700\text{mA}$	-	0.45	0.49	V

CHARACTERISTIC CURVES

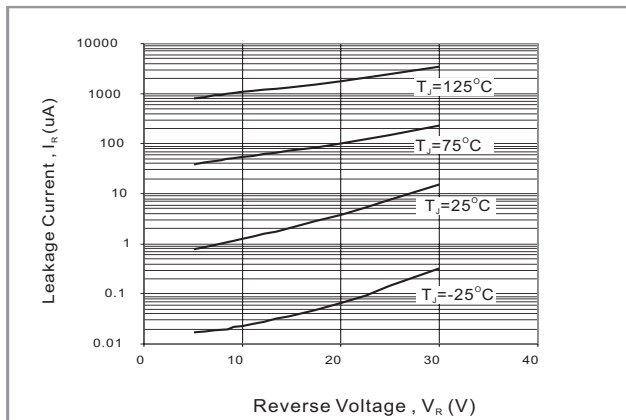


Fig.1- TYPICAL REVERSE LEAKAGE

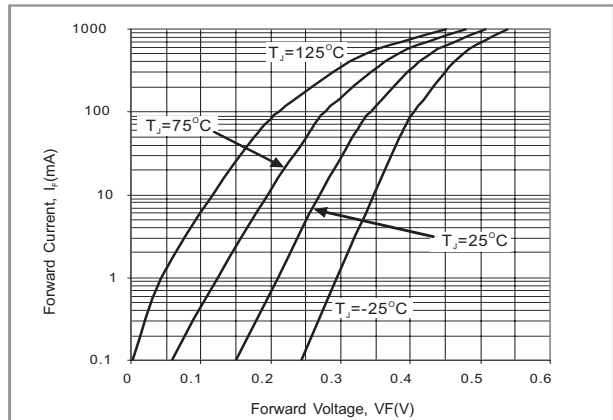


Fig.2- TYPICAL FORWARD VOLTAGE

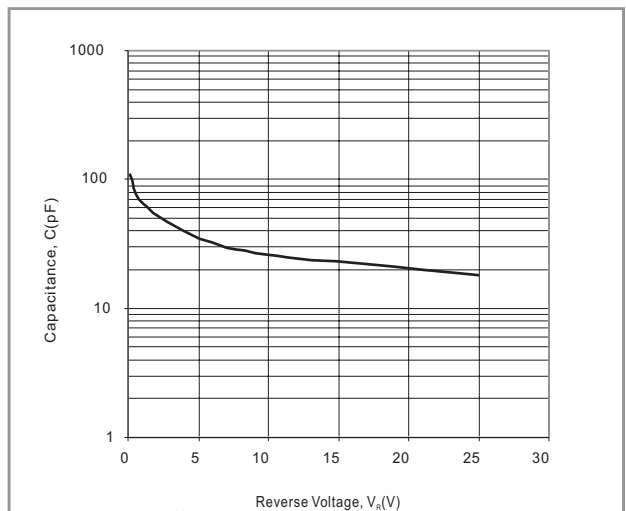
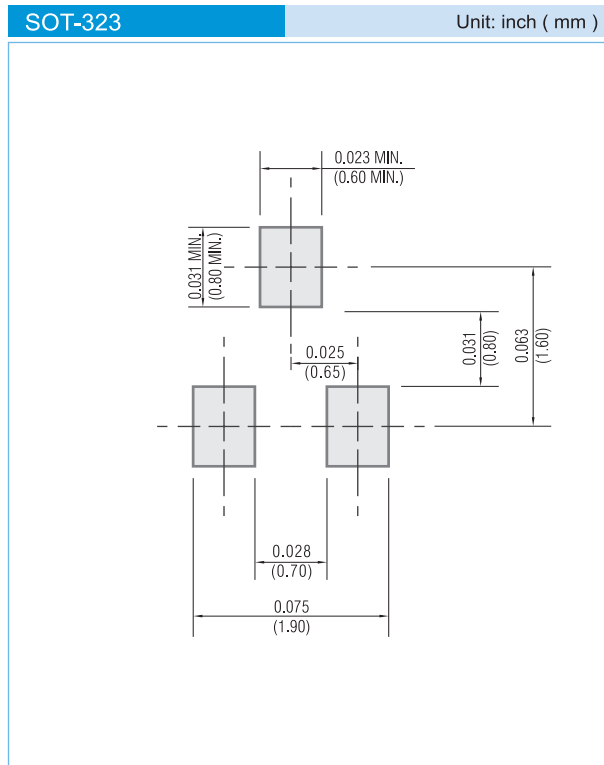


Fig.3- TYPICAL TOTAL CAPACITANCE



PJRB461F

MOUNTING PAD LAYOUT



ORDER INFORMATION

- Packing information
 - T/R - 12K per 13" plastic Reel
 - T/R - 3K per 7" plastic Reel

LEGAL STATEMENT

Copyright PanJit International, Inc 2009

The information presented in this document is believed to be accurate and reliable. The specifications and information herein are subject to change without notice. Pan Jit makes no warranty, representation or guarantee regarding the suitability of its products for any particular purpose. Pan Jit products are not authorized for use in life support devices or systems. Pan Jit does not convey any license under its patent rights or rights of others.