



PJSD03LCTS~PJSD05LCTS

**SINGLE LINE LOW CAPACITANCE TVS DIODE FOR ESD PROTECTION
PORTABLE ELECTRONICS**

VOLTAGE 3~5 Volts **POWER** 120 Watts

SOD-523 Unit: inch (mm)

FEATURES

- 120 Watts peak pulses power($t_p=8/20\mu s$)
- Small package for use in portable electronics
- Suitable replacement for MLV'S in ESD protection applications
- Low clamping voltage and leakage current
- In compliance with EU RoHS 2002/95/EC directives

APPLICATIONS

- Case: SOD-523 plastic
- Terminals : Solderable per MIL-STD-750,Method 2026
- Approx Weight: 0.0014 grams
- Marking : PJSD03LCTS : PL
PJSD05LCTS : PM

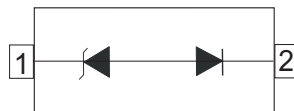
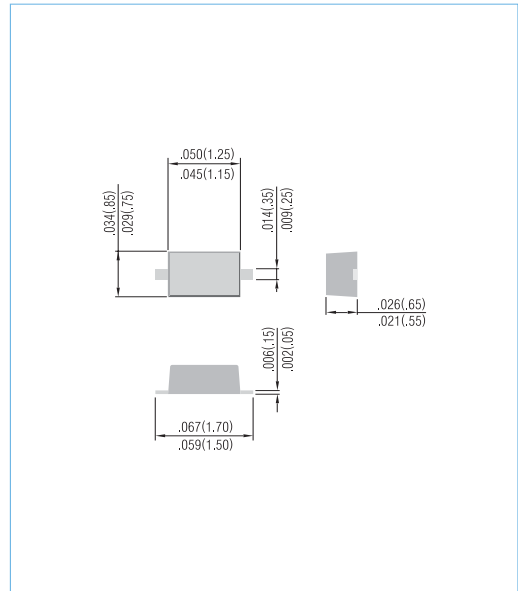


Fig.139



MAXIMUM RATINGS AND ELECTRICAL CHARACTERISTICS

ABSOLUTE MAXIMUM RATING

Rating	Symbol	Value	Units
Peak Pulse Power ($t_p=8/20 \mu s$)	P_{PK}	120	W
ESD Voltage	V_{ESD}	25	KV
Operating Temperature	T_J	-55 to 150	$^{\circ}C$
Storage Temperature	T_{STG}	-55 to 150	$^{\circ}C$

ELECTRICAL CHARACTERISTICS

PJSD03LCTS						
Parameter	Symbol	Conditions	Min.	Typical	Max.	Units
Reverse Stand-Off Voltage	V_{RWM}	-	-	-	3.3	V
Reverse Breakdown Voltage	V_{BR}	$I_{BR}=1mA$	4	4.9	-	V
Reverse Leakage Current	I_R	$V_R=3.3V$	-	-	100	μA
Clamping Voltage(8/20 μs)	V_C	$I_{PP}=5A$	-	9.5	11	V
Off State Junction Capacitance	C_J	0Vdc Bias=f=1MHz	-	0.5	3	pF



PJSD03LCTS~PJSD05LCTS

PJSD05LCTS						
Parameter	Symbol	Conditions	Min.	Typical	Max.	Units
Reverse Stand-Off Voltage	V_{RWM}	-	-	-	5	V
Reverse Breakdown Voltage	V_{BR}	$I_{BR}=1mA$	6.0	6.7	-	V
Reverse Leakage Current	I_R	$V_R=5V$	-	-	20	μA
Clamping Voltage(8/20 μs)	V_C	$I_{PP}=5A$	-	11	13	V
Off State Junction Capacitance	C_J	0Vdc Bias=f=1MHz	-	0.5	3	pF

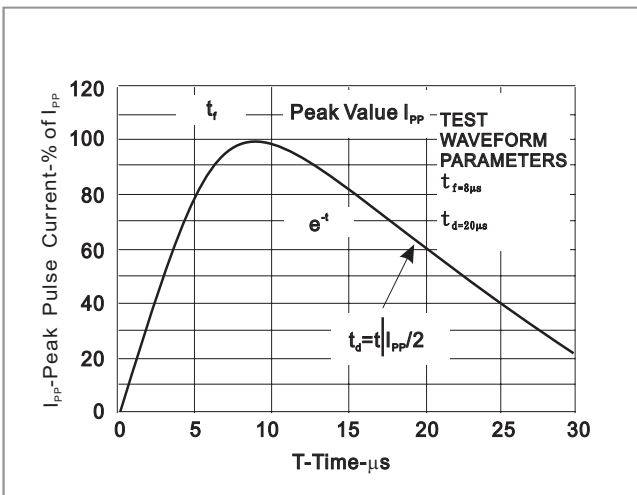


FIG. 1- Pulse Wave Form

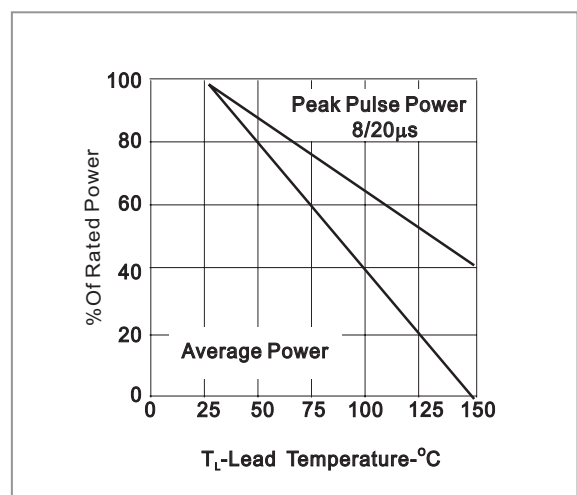


FIG. 2- Power Derating Curve

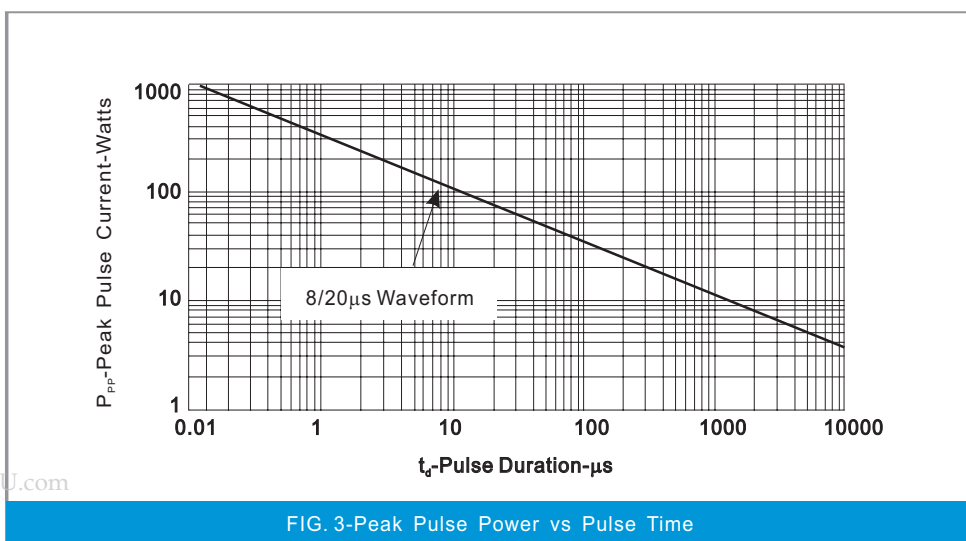
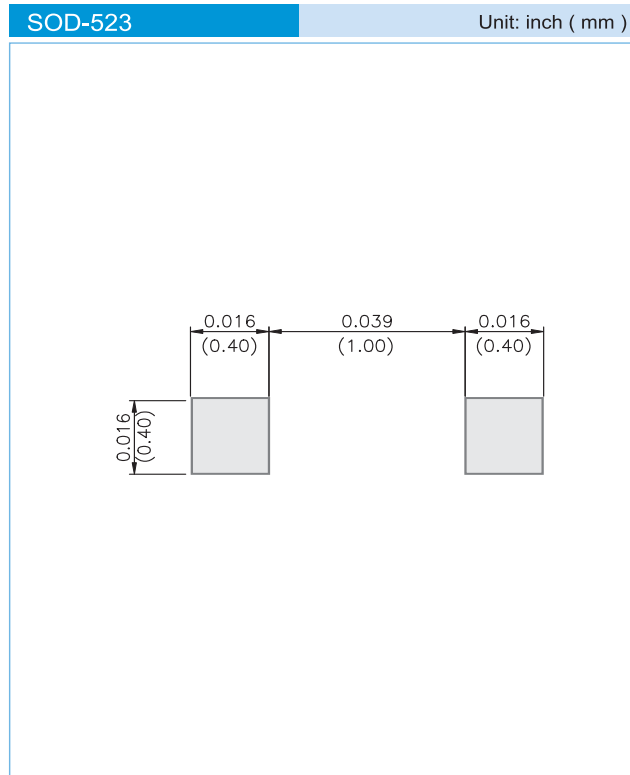


FIG. 3- Peak Pulse Power vs Pulse Time



PJSD03LCTS~PJSD05LCTS

MOUNTING PAD LAYOUT



ORDER INFORMATION

- Packing information
 - T/R - 12K per 13" plastic Reel
 - T/R - 5K per 7" plastic Reel

LEGAL STATEMENT

Copyright PanJit International, Inc 2009

The information presented in this document is believed to be accurate and reliable. The specifications and information herein are subject to change without notice. Pan Jit makes no warranty, representation or guarantee regarding the suitability of its products for any particular purpose. Pan Jit products are not authorized for use in life support devices or systems. Pan Jit does not convey any license under its patent rights or rights of others.