



Low Capacitance TVS and Diode Array

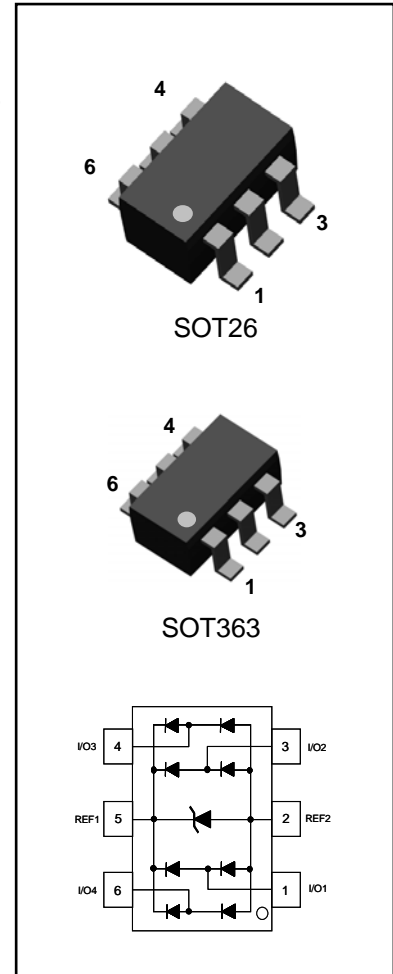
This diode array is configured to protect up to four data transmission lines acting as a line terminator, minimizing overshoot and undershoot conditions due to bus impedance as well as protect against over-voltage events as electrostatic discharges. Additionally the TVS Device offers overvoltage transient protection between the operating voltage bus and ground plane.

SPECIFICATION FEATURES

- Peak Power Dissipation of 350W 8/20µs
- Maximum Capacitance of 5pF at 0Vdc 1MHz Line-to-Ground
- Maximum Leakage Current of 5µA @ VRWM
- Available in SOT23-6L and SOT363 packages
- IEC61000-4-2, IEC61000-4-4 and IEC61000-4-5 Full Compliance
- 100% Tin Matte finish (LEAD-FREE PRODUCT)

APPLICATIONS

- USB 2.0 and Firewire Port Protection
- LAN/WLAN Access Point terminals
- Video Signal line protection
- I²C Bus Protection
- Touch Panel Controller lines protection



Device	Marking Code
PJSRV05-4	054
PJSRV05W-4	W5



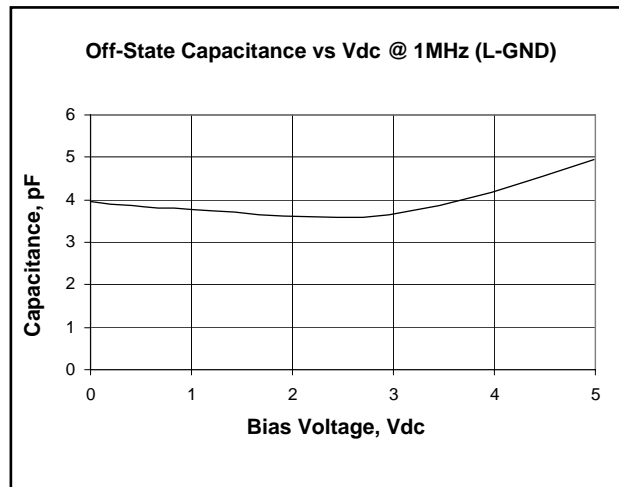
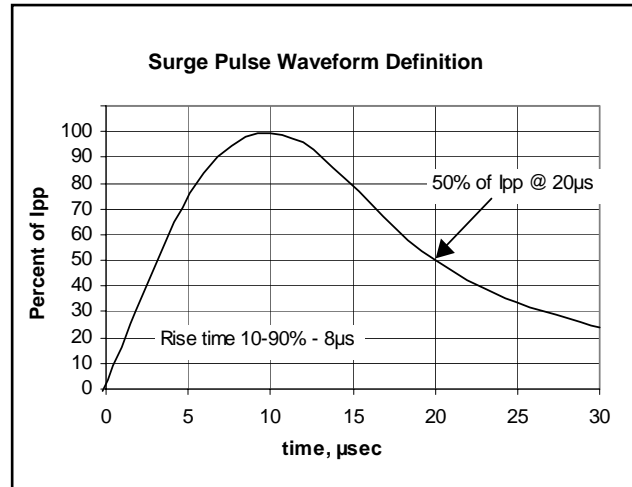
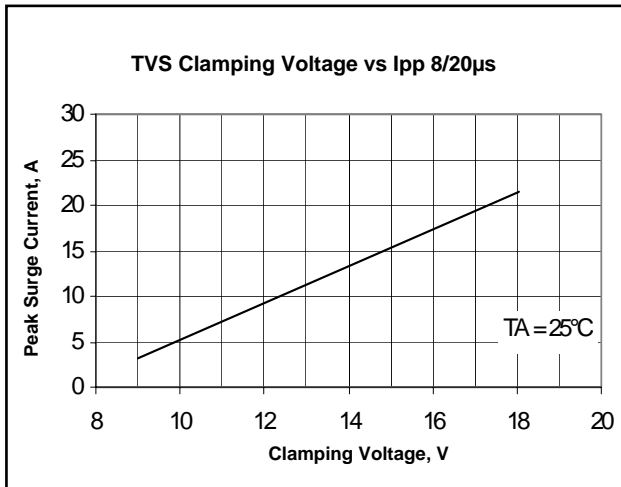
MAXIMUM RATINGS $T_j = 25^\circ\text{C}$ Unless otherwise noted

Rating	Symbol	Value	Units
Peak Pulse Power (8/20µs Waveform)	P_{PPM}	350	W
Peak Pulse Current (8/20µs Waveform)	I_{PP}	20	A
Operating Junction Temperature Range	T_J	-55 to +150	°C
Storage Temperature Range	T_{stg}	-55 to +150	°C
Soldering Temperature, t max = 10s	T_L	260	°C



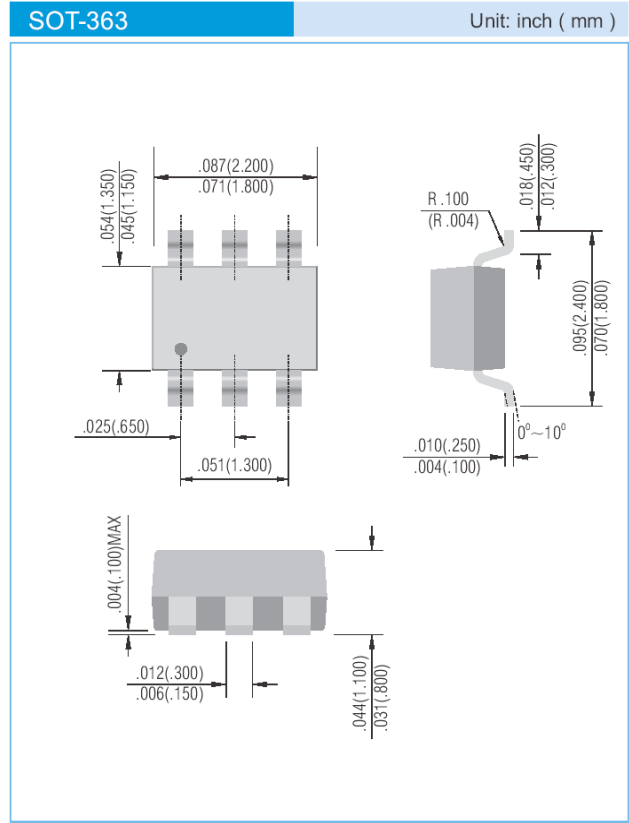
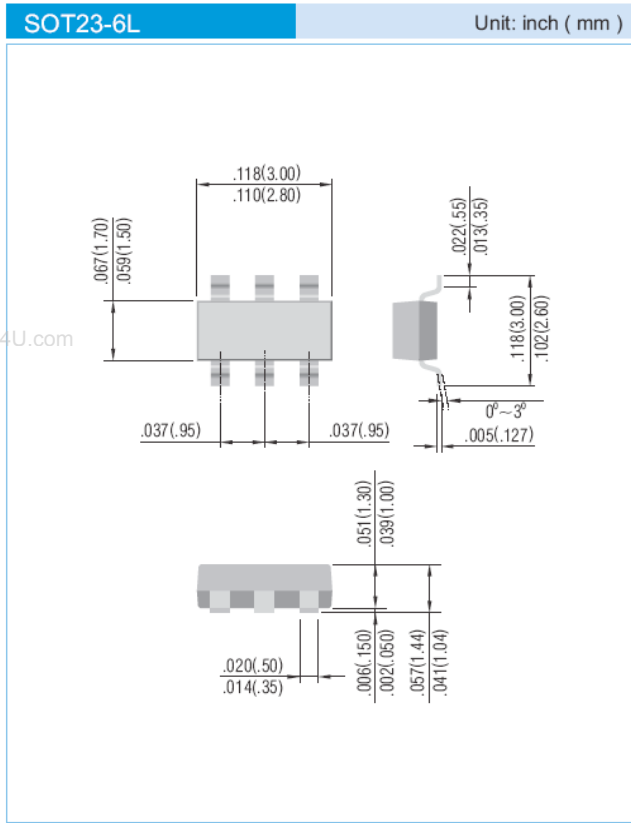
ELECTRICAL CHARACTERISTICS Tj = 25°C unless otherwise noted

Parameter	Symbol	Conditions	Min	Typical	Max	Units
Reverse Stand-Off Voltage	V_{WRM}				5	V
Reverse Breakdown Voltage	V_{BR}	$I_{BR} = 1mA$	6.2			V
Reverse Leakage Current	I_R	$V_R = 5V$			5	μA
Clamping Voltage (8/20 μs)	V_C	$I_{pp} = 3A$			10	V
Clamping Voltage (8/20 μs)	V_C	$I_{pp} = 12A$			15	V
Clamping Voltage (8/20 μs)	V_C	$I_{pp} = 20A$			18	V
Off State Junction Capacitance	C_j	0 Vdc Bias f = 1MHz Between I/O pins and GND		4	5	pF
		0 Vdc Bias f = 1MHz Between I/O pins		2	3	pF

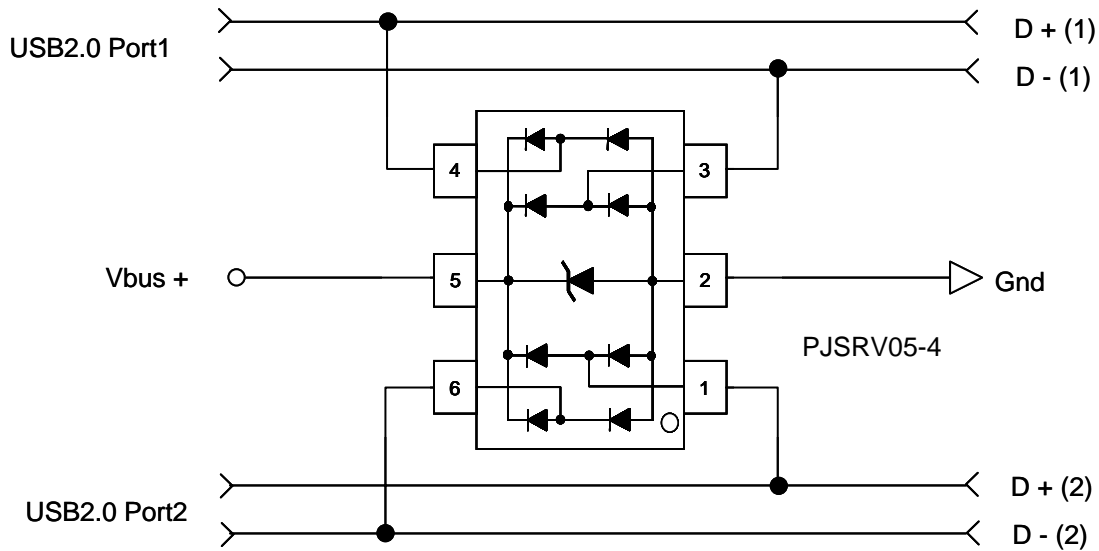




PACKAGE DIMENSIONS



TYPICAL APPLICATION CONFIGURATION



© Copyright PanJit International, Inc 2006

The information presented in this document is believed to be accurate and reliable. The specifications and information herein are subject to change without notice. Pan Jit makes no warranty, representation or guarantee regarding the suitability of its products for any particular purpose. Pan Jit products are not authorized for use in life support devices or systems. Pan Jit does not convey any license under its patent rights or rights of others.