



Low Capacitance Diode Array

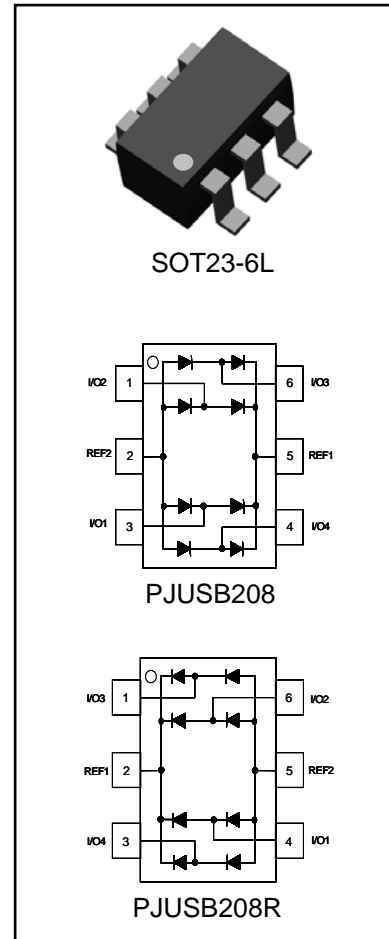
This diode array is configured to protect up to four data transmission lines acting as a line terminator, minimizing overshoot and undershoot conditions due to bus impedance as well as protect against over-voltage events as electrostatic discharges.

SPECIFICATION FEATURES

- Maximum Capacitance of 3.0pF at 0Vdc 1MHz Line-to-Ground
- Peak Inverse voltage of 40V per diode
- Maximum Leakage Current of 1.0µA @ VR
- Industry Standard SMT Package SOT23-6L
- IEC61000-4-2 (Level 4) +/-8kV (Contact) +/-15kV (Air)
- 100% Tin Matte finish (LEAD-FREE PRODUCT)
- Two pin 1 orientations available

APPLICATIONS

- USB 2.0 and Firewire Port Protection
- LAN/WLAN Access Point terminals
- Video Signal line protection



TVS	Marking Code
PJSUB208	208
PJUSB208R	316

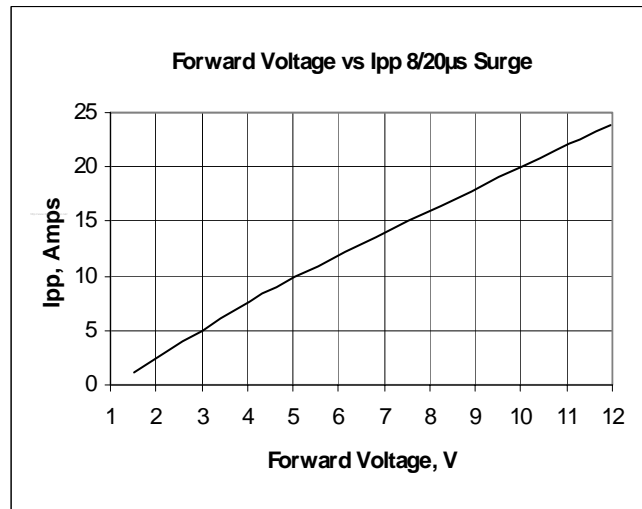
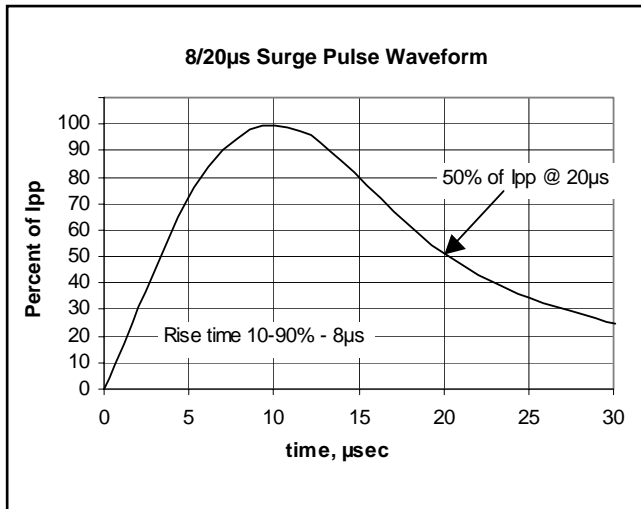
MAXIMUM RATINGS $T_j = 25^{\circ}\text{C}$ Unless otherwise noted

Rating	Symbol	Value	Units
Repetitive Peak Inverse Voltage	V_{RRM}	40	V
Continuous Reverse Voltage	V_R	40	V
Peak Pulse Current (8/20µs Waveform)	I_{PP}	24	A
Average Rectified Forward Current, Per Diode	$I_{F(AV)}$	50	mA
Power Dissipation, $T_j = 85^{\circ}\text{C}$, $I_F = 200\text{mA}$, Per Diode	P_D	100	mW
Operating Junction Temperature Range	T_j	-55 to +150	$^{\circ}\text{C}$
Storage Temperature Range	T_{stg}	-55 to +150	$^{\circ}\text{C}$
Soldering Temperature, $t_{max} = 10\text{ s}$	T_L	260	$^{\circ}\text{C}$



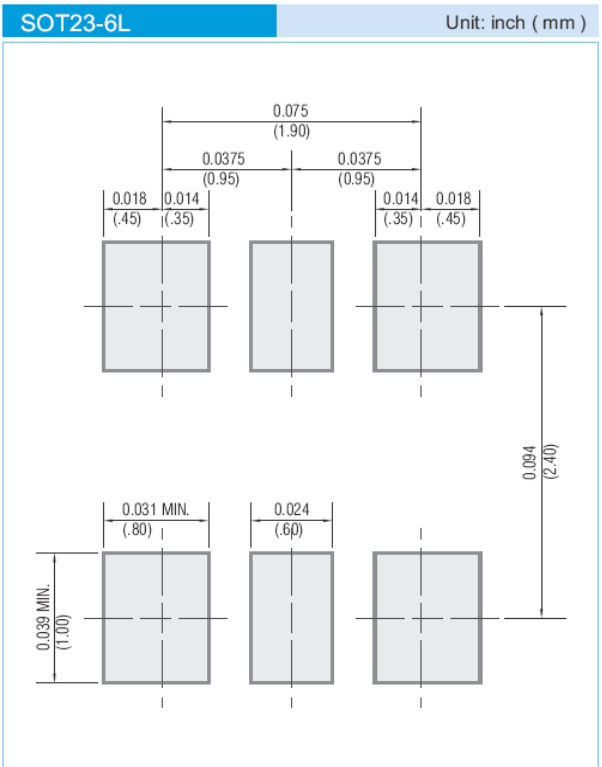
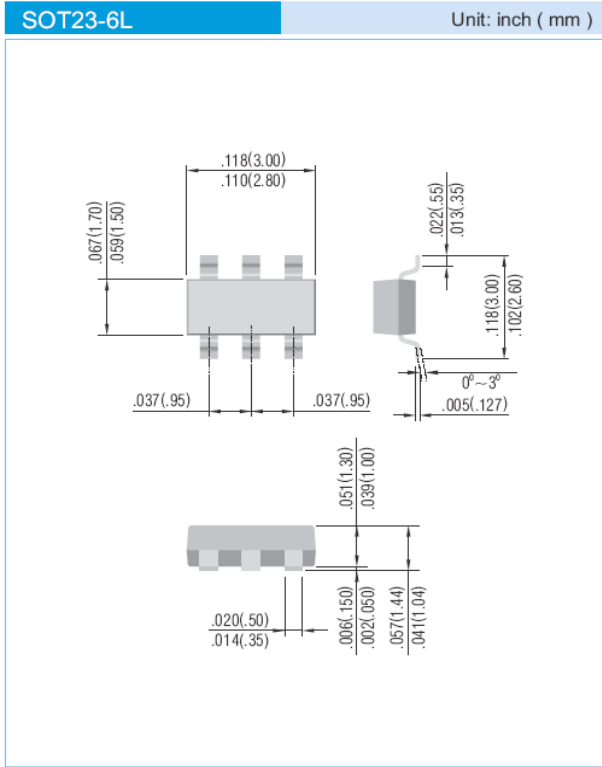
ELECTRICAL CHARACTERISTICS Tj = 25°C unless otherwise noted

Parameter	Symbol	Conditions	Min	Typ	Max	Units
Repetitive Peak Inverse Voltage	V_{RRM}				40	V
Breakdown Voltage	V_{BR}	$I_{BR} = 10\mu A$	50			V
Forward Voltage (8/20µs Pulse)	V_F	$I_{PP} = 1A$			2.0	V
		$I_{PP} = 10A$			5.0	V
Reverse Leakage Current	I_R	$V_R = 40V$			1.0	µA
Off-State Junction Capacitance	C_J	0Vdc Bias, f =1 MHz Between I/O pins and REF2 (Ground)			3.0	pF
		0Vdc Bias, f =1 MHz Between I/O pins		2.0		pF





PACKAGE DIMENSIONS AND SUGGESTED PAD LAYOUT



© Copyright PanJit International, Inc 2006

The information presented in this document is believed to be accurate and reliable. The specifications and information herein are subject to change without notice. Pan Jit makes no warranty, representation or guarantee regarding the suitability of its products for any particular purpose. Pan Jit products are not authorized for use in life support devices or systems. Pan Jit does not convey any license under its patent rights or rights of others.