

ML42HS Series: 1.8° - Size 42



- Phases 2
- Steps / Revolution 200
- Step Accuracy ±5%
- Shaft Load (20,000 Hours at 1000 RPM)
 - Axial 250 N (56 Lbs.) Push & Pull
 - Radial 450 N (100 Lbs.) At Keyway Center
- IP Rating 40
- Approvals UL Recognized File E465363, RoHS
- Operating Temp. - 20°C to +40°C
- Insulation Class B, 130°C
- Insulation Resistance 100 MegOhms

ML42HS 0 L 8 350

Motor Technology		Winding	
M	High Torque Step Motor	###	Current rating x 100
P	PowerPlus Step Motor	X##	for 11 to 19 amps: X10= 11 amps, X40 = 14 amps
Basic Motor Length (Max)		Number of Connections	
0	100mm (3.94 in.) 1 Stack	4	4 Lead-Bipolar
2	151mm (5.95 in.) 2 Stack		

ML42HS – 4 Lead & 8 Lead

Length	Model Number	Connect	Rated Current	Holding Torque		Winding Ohms mH		Detent Torque		Rotor Inertia		Motor Weight	
				Amps (mounted)	Nm Typ.	oz-in TYP.	±10% @20 C	Typ.	mNm	oz-in	g cm ²	oz-in ²	kg
100 mm (3.94 in.) 1 Stack	^ ML42HS0L4210	L	2.1	12.10	1,700	4.1	78	300	42	5500	30	5	11
	ML42HS0L4420	L	4.2	12.20	1,700	1.16	19.8						
	ML42HS0L4600	L	6	12.30	1,700	0.61	10.1						
	ML42HS0L4840	L	8.4	12.20	1,700	0.31	5						
	ML42HS0L4X20	L	12	12.30	1,700	0.167	2.5						
151 mm (5.94 in.) 2 Stack	^ ML42HS2L4240	L	2.4	22.00	3,100	4.2	90	600	85	10900	60	8.3	18
	ML42HS2L4600	L	6	22.00	3,100	0.75	14.5						
	ML42HS2L4800	L	8	22.00	3,100	0.41	8.5						
	ML42HS2L4X20	L	12	22.00	3,100	0.177	3.6						
	ML42HS2L4X60	L	16	22.00	3,100	0.116	2.1						
202 mm (7.95 in.) 3 Stack	^ ML42HS3L4270	L	2.7	31.00	4,400	4.2	100	800	110	16200	89	11.6	26
	ML42HS3L4600	L	6	31.00	4,400	1.02	22						
	ML42HS3L4800	L	8	32.00	4,500	0.55	13						
	ML42HS3L4X20	L	12	31.00	4,400	0.24	5.5						
	ML42HS3L4X60	L	16	32.00	4,500	0.152	3.2						
100 mm (3.94 in.) 1 Stack	^ PL34HD0L8350	L Series L Parallel	4.2 8.4	12.20 12.20	1,700 1,700	1.19 0.3	19.8 5	300	42	5500	30	5	11
	^ PL34HD0L8500	L Series L Parallel	6 12	12.30 12.30	1,700 1,700	0.64 0.159	10.1 2.5						
151 mm (5.94 in.) 2 Stack	^ PL34HD1L8350	L Series L Parallel	6 12	22.00 22.00	3,100 3,100	0.68 0.17	14.5 3.6	600	85	10900	60	8.3	18
	^ PL34HD1L8500	L Series L Parallel	8 16	22.00 22.00	3,100 3,100	0.43 0.108	8.5 2.1						
202 mm (7.95 in.) 3 Stack	^ PL34HD2L8350	L Series L Parallel	6 12	31.00 31.00	4,400 4,400	0.91 0.23	22 5.5	800	110	16200	89	11.6	26
	^ PL34HD2L8500	L Series L Parallel	8 16	32.00 32.00	4,500 4,500	0.58 0.144	13 3.2						

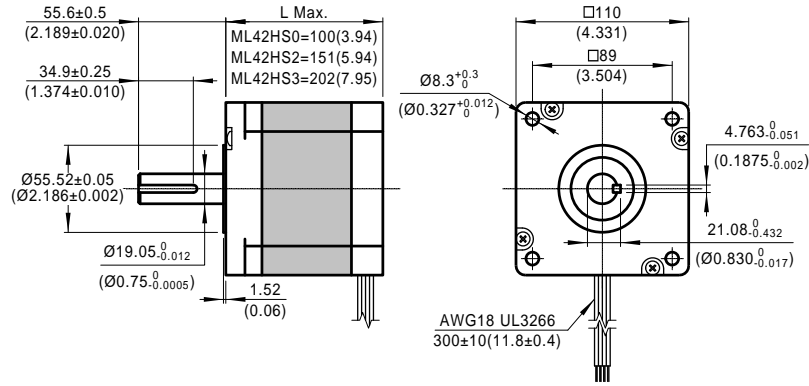
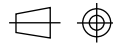
^ Preferred model

2 Phase Step Motors

3 Phase Step Motors

Technical

Dimensions: mm (in)

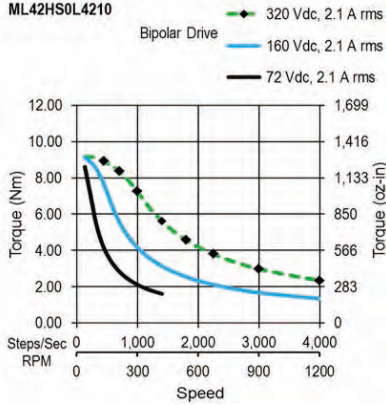


ML42HS0

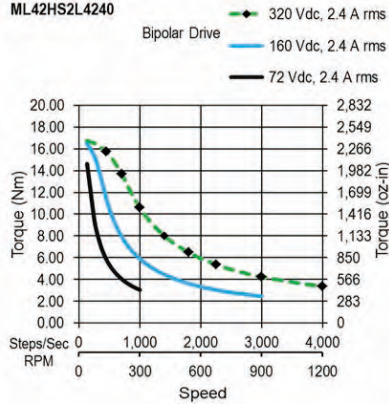
ML42HS2

ML42HS3

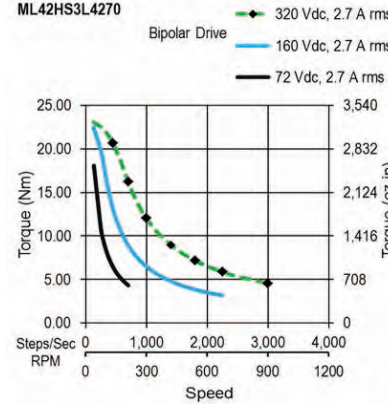
ML42HS0L4210



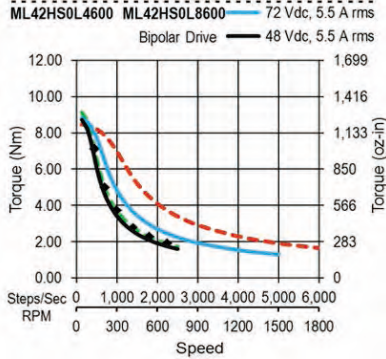
ML42HS2L4240



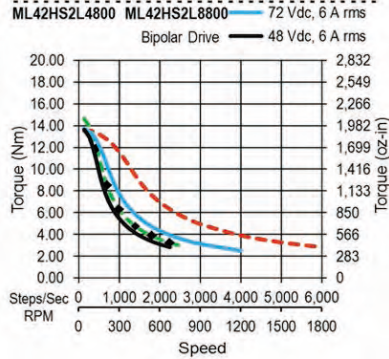
ML42HS3L4270



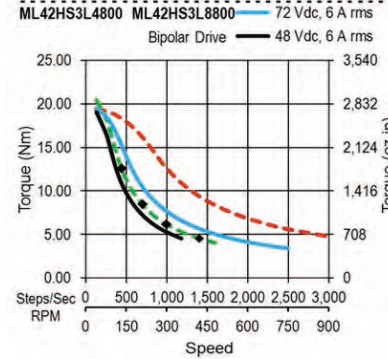
ML42HS0L4420 ML42HS0L8420



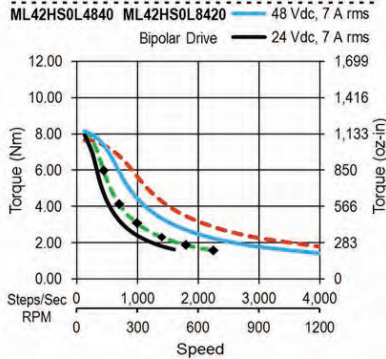
ML42HS2L4600 ML42HS2L8600



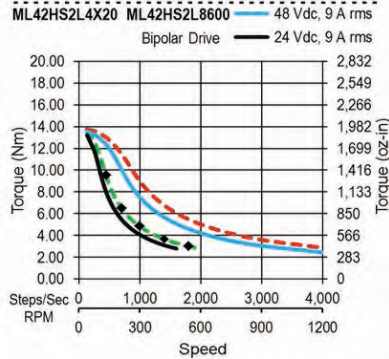
ML42HS3L4600 ML42HS3L8600



ML42HS0L4X20 ML42HS0L8600



ML42HS2L4X60 ML42HS2L8800



ML42HS3L4X60 ML42HS3L8800

