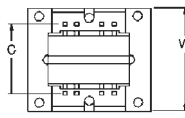
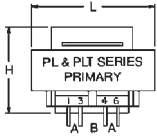
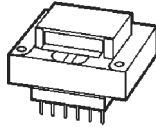


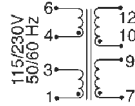
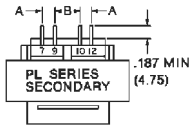
- Meets U.S. and International Safety Standards — UL, VDE, IEC, CSA
- 3,500V RMS hipot test — Dual non-concentric bobbins and insulating shroud provide high isolation and reduced capacitance
- 115/230V 50/60Hz primary
- 130°C insulation system — Insulating materials meet UL 94V-0 flammability requirements.
- Non-Inherently limited



File #LR69222; File #LR69223

File 810/89, 811/89; VDE 0551,0806

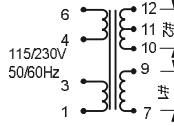
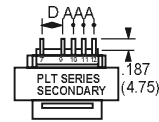
Fig. 1



TUV File 810/89, 811/89; IEC 380 EN60950

File #E79781; UL506 E138028; UL1411

Fig. 2



TUV File 810/89, 811/89; IEC 380 EN60950

File #E79781; UL506 E138028; UL1411

VA Size	Dimensions - Inch (mm)							Mtg. Screw	Pin Square In. (mm)	Wt. Lbs. (kg)
	L	W	H	A†	B	C	D			
2.5	1.625 (41.28)	1.313 (33.35)	1.125 (28.58)	.200 (5.08)	.250 (6.35)	1.000 (25.40)	—	2x #4 .025 (.64)	.25 (.11)	
5.0	1.625 (41.28)	1.313 (33.35)	1.375 (34.93)	.200 (5.08)	.400 (10.16)	1.000 (25.40)	—	2x #4 .025 (.64)	.37 (.17)	
10.0	1.875 (47.63)	1.563 (39.70)	1.375 (34.93)	.200 (5.08)	.400 (10.16)	1.140 (28.96)	—	2x #4 .036 (.91)	.53 (.24)	
20.0	2.250 (57.15)	1.875 (47.63)	1.625 (41.28)	.400 (10.16)	.400 (10.16)	1.460 (37.08)	.40 (10.16)	2x #4 .036 (.91)	.90 (.41)	
30.0	2.625 (66.68)	2.188 (55.58)	1.563 (39.70)	.550 (13.97)	.275 (6.98)	1.680 (42.67)	.55 (13.97)	4x #6 .045 (1.14)	1.15 (.52)	
56.0	3.000 (76.20)	2.500 (63.50)	1.813 (46.05)	.600 (15.24)	.300 (7.62)	1.900 (48.26)	.60 (15.24)	4x #6 .045 (1.14)	1.70 (.77)	

† For PLT series secondary only, dimension A is 1/2 of value shown.

Fig.	VA (Size)	Secondary RMS Rating		Digi-Key Part No.	Price Each*			Tamura Part No.
		Parallel VAC @ A	Series VCT @ A		1	10	25	
PL Series — Dual Output Low Profile								
1	2.5	5 @ 0.5	10 @ 0.25	MT3101-ND	10.49	9.32	7.93	PL2.5-10-130B
	5.0	5 @ 1.0	10 @ 0.5	MT3102-ND	11.32	10.06	8.55	PL5.0-10-130B
	10.0	5 @ 2.0	10 @ 1.0	MT3103-ND	12.46	11.09	9.42	PL10-10-130B
	20.0	5 @ 4.0	10 @ 2.0	MT3104-ND	15.02	13.35	11.35	PL20-10-130B
	30.0	5 @ 6.0	10 @ 3.0	MT3105-ND	17.79	15.82	13.45	PL30-10-130B
	56.0	5 @ 11.2	10 @ 5.6	MT3106-ND	23.87	21.22	18.04	PL56-10-130B
1	2.5	6.3 @ 0.4	12.6 @ 0.2	MT3107-ND	10.49	9.32	7.93	PL2.5-12-130B
	5.0	6.3 @ 0.8	12.6 @ 0.4	MT3108-ND	11.32	10.06	8.55	PL5.0-12-130B
	10.0	6.3 @ 1.6	12.6 @ 0.8	MT3109-ND	12.46	11.09	9.42	PL10-12-130B
	20.0	6.3 @ 3.2	12.6 @ 1.6	MT3110-ND	15.02	13.35	11.35	PL20-12-130B
	30.0	6.3 @ 4.8	12.6 @ 2.4	MT3111-ND	17.79	15.82	13.45	PL30-12-130B
	56.0	6.3 @ 8.8	12.6 @ 4.4	MT3112-ND	23.87	21.22	18.04	PL56-12-130B
1	2.5	8 @ 0.3	16 @ 0.15	MT3113-ND	10.49	9.32	7.93	PL2.5-16-130B
	5.0	8 @ 0.62	16 @ 0.31	MT3114-ND	11.32	10.06	8.55	PL5.0-16-130B
	10.0	8 @ 1.25	16 @ 0.62	MT3115-ND	12.46	11.09	9.42	PL10-16-130B
	20.0	8 @ 2.5	16 @ 1.25	MT3116-ND	15.02	13.35	11.35	PL20-16-130B
	30.0	8 @ 3.8	16 @ 1.9	MT3117-ND	17.79	15.82	13.45	PL30-16-130B
	56.0	8 @ 7.0	16 @ 3.5	MT3118-ND	23.87	21.22	18.04	PL56-16-130B
1	2.5	10 @ 0.24	20 @ 0.12	MT3119-ND	10.49	9.32	7.93	PL2.5-20-130B
	5.0	10 @ 0.5	20 @ 0.25	MT3120-ND	11.32	10.06	8.55	PL5.0-20-130B
	10.0	10 @ 1.0	20 @ 0.5	MT3121-ND	12.46	11.09	9.42	PL10-20-130B
	20.0	10 @ 2.0	20 @ 1.0	MT3122-ND	15.02	13.35	11.35	PL20-20-130B
	30.0	10 @ 3.0	20 @ 1.5	MT3123-ND	17.79	15.82	13.45	PL30-20-130B
	56.0	10 @ 5.6	20 @ 2.8	MT3124-ND	23.87	21.22	18.04	PL56-20-130B
1	2.5	12 @ 0.2	24 @ 0.1	MT3125-ND	10.49	9.32	7.93	PL2.5-24-130B
	5.0	12 @ 0.42	24 @ 0.21	MT3126-ND	11.32	10.06	8.55	PL5.0-24-130B
	10.0	12 @ 0.84	24 @ 0.42	MT3127-ND	12.46	11.09	9.42	PL10-24-130B
	20.0	12 @ 1.66	24 @ 0.83	MT3128-ND	15.02	13.35	11.35	PL20-24-130B
	30.0	12 @ 2.5	24 @ 1.25	MT3129-ND	17.79	15.82	13.45	PL30-24-130B
	56.0	12 @ 4.66	24 @ 2.33	MT3130-ND	23.87	21.22	18.04	PL56-24-130B
1	2.5	14 @ 0.18	28 @ 0.09	MT3131-ND	10.49	9.32	7.93	PL2.5-28-130B
	5.0	14 @ 0.36	28 @ 0.18	MT3132-ND	11.32	10.06	8.55	PL5.0-28-130B
	10.0	14 @ 0.72	28 @ 0.36	MT3133-ND	12.46	11.09	9.42	PL10-28-130B
	20.0	14 @ 1.44	28 @ 0.72	MT3134-ND	15.02	13.35	11.35	PL20-28-130B
	30.0	14 @ 2.12	28 @ 1.06	MT3135-ND	17.79	15.82	13.45	PL30-28-130B
	56.0	14 @ 4.0	28 @ 2.0	MT3136-ND	23.87	21.22	18.04	PL56-28-130B
1	2.5	18 @ 0.14	36 @ 0.07	MT3137-ND	10.49	9.32	7.93	PL2.5-36-130B
	5.0	18 @ 0.28	36 @ 0.14	MT3138-ND	11.32	10.06	8.55	PL5.0-36-130B
	10.0	18 @ 0.56	36 @ 0.28	MT3139-ND	12.46	11.09	9.42	PL10-36-130B
	20.0	18 @ 1.12	36 @ 0.56	MT3140-ND	15.02	13.35	11.35	PL20-36-130B
	30.0	18 @ 1.64	36 @ 0.82	MT3141-ND	17.79	15.82	13.45	PL30-36-130B
	56.0	18 @ 3.12	36 @ 1.56	MT3142-ND	23.87	21.22	18.04	PL56-36-130B
PLT Series — Triple Output								
2	20.0	9.3 @ 1.5	27.5 @ .22	MT3143-ND†	17.91	15.93	13.54	PLT20-32-130B
	30.0	9.3 @ 2.2	27.5 @ .34	MT3144-ND†	20.76	18.46	15.69	PLT30-32-130B
	56.0	9.3 @ 4.0	27.5 @ .68	MT3145-ND†	27.01	24.01	20.41	PLT56-32-130B

Note: To obtain output voltage, load current must be met, ratings based on 120V nominal input.

† Intended for use as a regulated power supply transformer, 5VDC and ±12VDC.

* Call for price on quantities of 50 or more.