

POLARIZATION MAINTAINING BEAM COMBINATION

PMBC Series

Features

- ◆ Low Insertion Loss
- ◆ High Stability & Reliability
- ◆ Epoxy-Free Optical Path
- ◆ Compact Size
- ◆ High-Power Handling

Applications

- ◆ EDFA
- ◆ Raman Amplifiers
- ◆ Laboratory R&D

Polarization Maintaining Beam Combination

Oplink's polarization maintaining beam combiner is perfect for next-generation amplification systems that require multiple pump sources. These devices feature very high power handling and low insertion loss due to the epoxy-free optical path. They are designed to work as pump combiners for EDFA and Raman amplifier systems. Oplink's patented packaging technology ensures the highest quality and reliability.

Oplink can provide customized designs to meet specialized feature applications. Also, Oplink offers modular assemblies that integrate other components to form a full function module or subsystem.

Performance Specifications

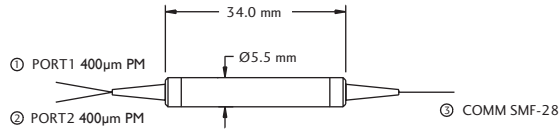
PMBC Series		Unit
Wavelength Range		1450 +/- 30
		1480 +/- 30
		1550 +/- 30
Insertion Loss	Grade P ≤ 0.5, Grade A ≤ 0.7	
Wavelength Dependent Loss (WDL)	< 0.15	
Optical Return Loss	> 55	
Directivity	> 45	
Extinction Ratio	≥ 18, typ. 21	
Direction of Incident Polarization	Slow Axis	
Operating Power Handling	≤ 2000	
Operating Temperature	0 ~ 70	
Storage Temperature	-40 ~ 85	
Fiber Type	Input ports	Fujikura Panda, 400 UV buffer
	Output port	Corning SMF-28
Fiber Length	1.0 +/- 0.1	
Physical Dimension*	P1 (with bare fiber) :	5.5 (Ø) x 34.0 (L)
	P2 (with 900 µm loose tube) :	5.5 (Ø) x 40.0 (L)

* The mechanical tolerance should be +/-0.2 mm on all package dimensions unless otherwise custom specified.

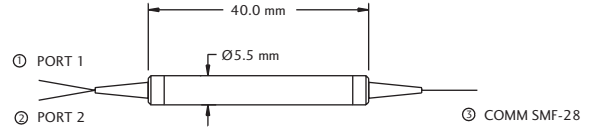
www.DataSheet4U.com

Mechanical Drawing / Package Dimensions (dimension in mm)

P1: SMF-28 250µm bare fiber

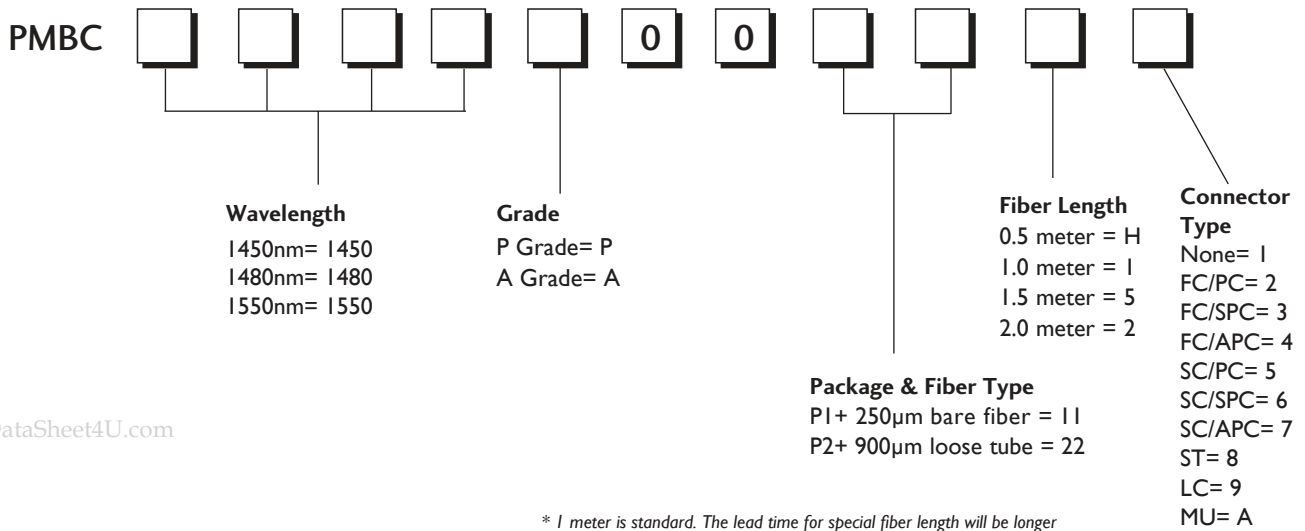


P2: 900µm loose tube



Ordering Information

Oplink can provide a remarkable range of customized optical solutions. For detail, please contact Oplink's OEM design team or account manager for your requirements and ordering information (510) 933-7200.



* 1 meter is standard. The lead time for special fiber length will be longer

www.DataSheet4U.com

www.DataSheet4U.com