





PO

75, 100 and 120 Ampere Bridges
 Provides 0.40 °C/W Junction-to-Case, Thermal Resistance



 This mark indicates recognition under the component program of Underwriters Laboratories, inc.

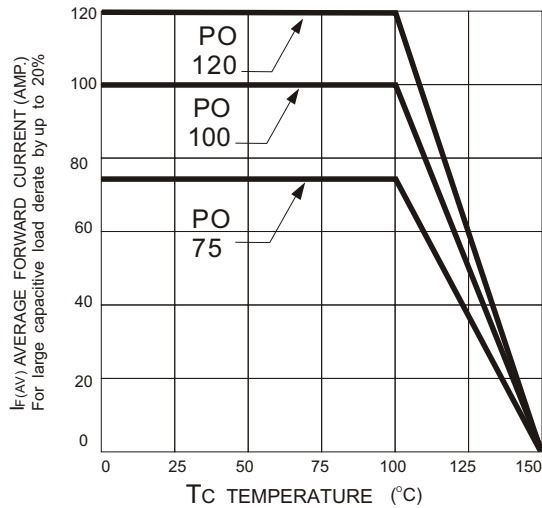
PRV/LEG	100	200	400	600	800	1000	1200	1400
TYPE NUMBER	PO120-01	PO120-02	PO120-04	PO120-06	PO120-08	PO120-10	PO120-12	PO120-14
TYPE NUMBER	PO100-01	PO100-02	PO100-04	PO100-06	PO100-08	PO100-10	PO100-12	PO100-14
TYPE NUMBER	PO75-01	PO75-02	PO75-04	PO75-06	PO75-08	PO75-10	PO75-12	PO75-14

ELECTRICAL CHARACTERISTICS

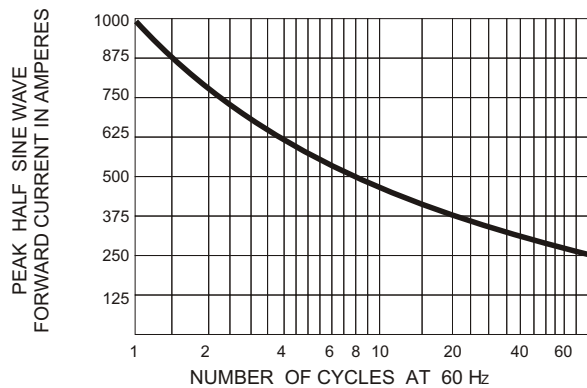
Series Type Number	PO 75	PO 100	PO 120	UNIT
Max. Repetitive Peak Reverse Voltage	100 to 1400			Volts
Max. DC Output Current. Tc=80°C	75	100	120	Adc
Max. DC Reverse Current @ PRV and 125 °C, I _R	5	5	5	mA.
Max. Peak Non-Rep. Surge Current, 8.3ms	1000	1000	1000	Apk
Max. I ² t for Fusing (t < 8.3ms)	4000	4000	4000	A ² SEC.
Max. Instantaneous Forward Voltage @ I _F =100Apk Pulse Width=300µs. Duty cycle<2.0%	1.3	1.3	1.3	Vpk
Max. Isolation Voltage	2000	2000	2000	VRMS
Thermal Resistance R _{θjc} Junction To Case	0.40 typ.	0.40 typ.	0.40 typ.	°C/W
Operating Temperature Range,	-55 to+150 °C			

EDI reserves the right to change these specifications at any time without notice

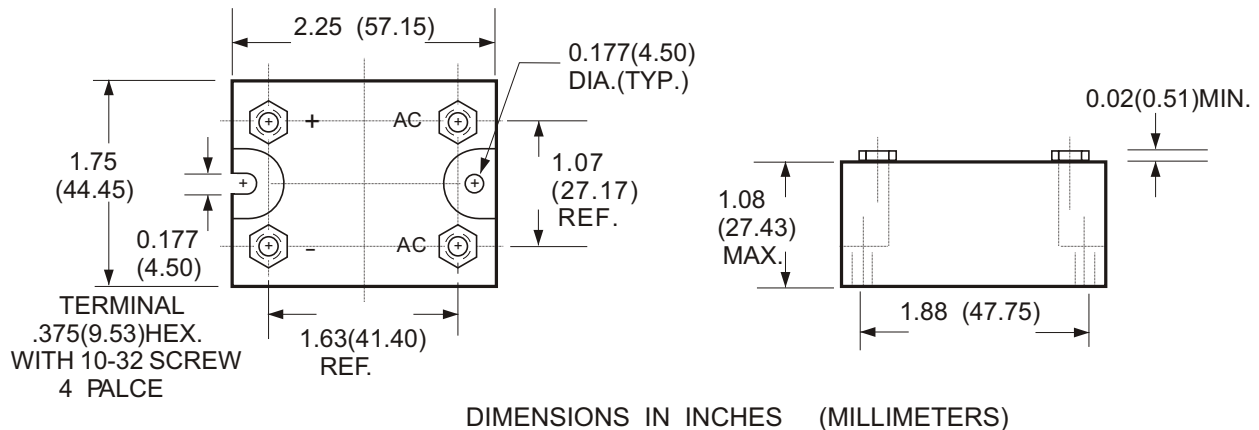
**Figure 1
CURRENT DERATING**



**Figure 2
NON-REPETITIVE SURGE CURRENT**



PO SERIES MECHANICAL OUTLINE



NOTE: A thin film of silicone thermal compound is recommended between the Bridge case and mounting surface for improved thermal conduction.

ELECTRONIC DEVICES, INC. DESIGNERS AND MANUFACTURERS OF SOLID STATE DEVICES SINCE 1951.

21 GRAY OAKS AVENUE * YONKERS, NEW YORK 10710 914-965-4400 * FAX 914-965-5531 * 1-800-678-0828

e-mail:sales@edidiodes.com * website: http://www.edidiodes.com