

LED-CONVERTER UNIT

PS-LD0304-x(S)

(PRELIMINARY INFORMATION)

DESCRIPTION :

This low profile LED-Converter is developed for max. 3 LED-lines
Optimized for **Sharp: LQ150X1LG82 (3x10LED's)**

APPLICABLE:

- 1~3 LED lines (Serial Mode)
- Pout max. 7W
- LED Voltage max. 36Vdc
- Lamp Current max. 100mAdc



FEATURES :

- Internal Open LED Detection for every Line
- Voltage or ext. PWM Dimming
- 1000:1 dimming ratio with external PWM
- Remote ON / OFF
- Wide Input Voltage Range
- RoHS compliant (S)

Connector style

Pin-terminal style

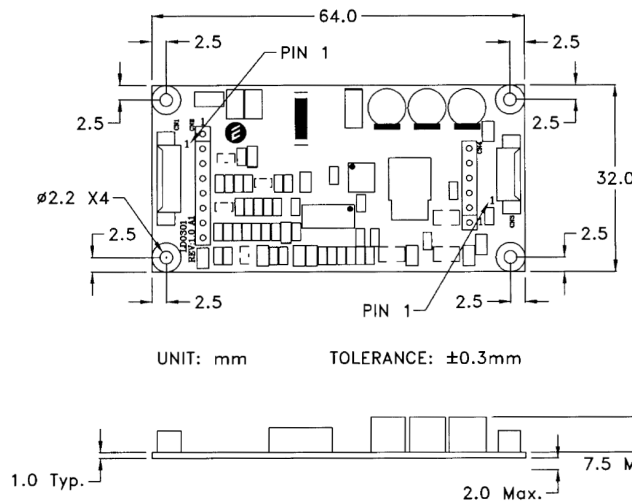


TEMPERATURE & HUMIDITY :

- Operating Temperature Range -20°C ~ +70°C
- Storage Temperature Range -20°C ~ +85°C
- Humidity 95 %RH max

DIMENSIONS :

L x W x H 64 x 32 x 6.5 mm



Weight :8 (g) typ.

Components

No.	Part Description	Qty.	Material	Note
1	PCB	1	UL94V-0 (FR-4 or CEM-3)	t=1.0mm
2	Connector CN1	1	53261-0890 / PBD	Molex
3	Connector CN3	1	53261-0690 / PBD	Molex

Power Systems – The Power Solution

Web: www.Power-Systems.de
Email: Info@Power-Systems.de

Address: Hauptstr. 48 ; 74360 Ilsfeld-Auenstein / Germany
Tel. : + 49 / 70 62 / 67 59 - 6
Fax: + 49 / 70 62 / 67 59 - 800

LED-CONVERTER UNIT

PS-LD0304-x(S)

(PRELIMINARY INFORMATION)

Input side CN1/CN2:

Pin No.	Symbols	Ratings
CN 1-1	Vin	4.75 ~ 13.2 Vdc
CN 1-2	Vin	4.75 ~ 13.2 Vdc
CN 1-3	Vrmt	0 ~ 1.5 = OFF / 2.5 ~ Vin = ON
CN 1-4	Ext. PWM	0 ~ 0.5 = LOW / 2.5 ~ 5 = HIGH
CN 1-5	Vbr	0.0 ~ 5.0 (5V=low brightness)
CN 1-6	GND	-
CN 1-7	GND	-
CN 1-8	GND	-

Output side CN3 / CN4:

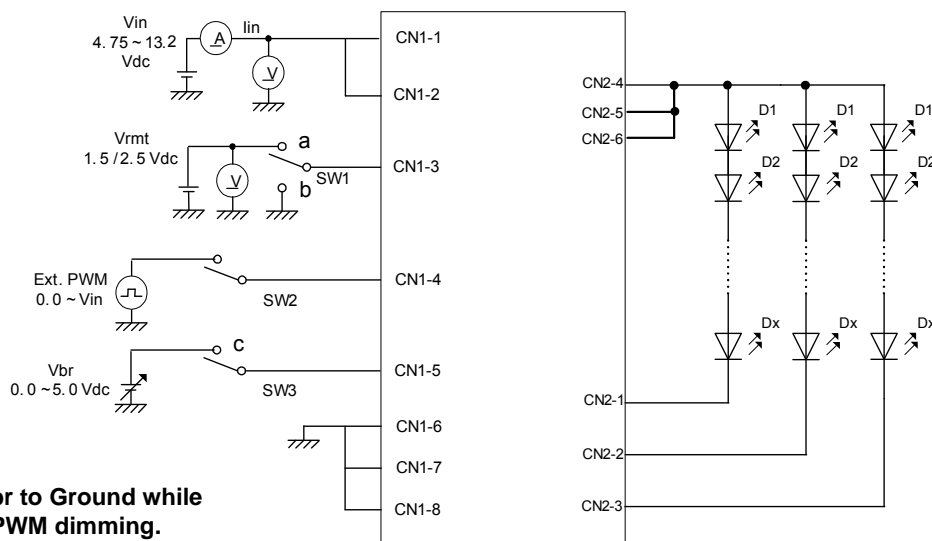
Pin No.	Symbols	Ratings
CN 3-1	RTN1(-)	LED LINE 1 RETURN
CN 3-2	RTN2(-)	LED LINE 2 RETURN
CN 3-3	RTN3(-)	LED LINE 3 RETURN
CN 3-4	Vhigh(+)	36V (100mA)
CN 3-5	Vhigh(+)	36V (100mA)
CN 3-6	Vhigh(+)	36V (100mA)

ELECTRICAL CHARACTERISTICS :

Parameters	Symbols	Conditions			Specification			Unit	Note
		Vin (V)	Vbr (V)	Tu (°C)	Min.	Typ.	Max.		
Output Current	Iout	4.75 ~ 13.2	0	-20~+70	TBD	100	TBD	mAdc	Duty 100% max current
Output Current	Imin	4.75 ~ 13.2	5	-20~+70	-	10	-	%	duty cycle
Input Current	Iin	4.75 ~ 13.2	0	-20~+70	TBD	-	TBD	Adc	
Open Load Shutdown	Vbias	4.75 ~ 13.2	0	-20~+70	-	28	-	Vdc	
PWM Frequency	f(PWM)	4.75 ~ 13.2	0	-20~+70	150	-	300	Hz	
Output Power	Pout	4.75 ~ 13.2	0	-20~+70	TBD	TBD	TBD	Watt	Tu: -20~+50degC
Output Power	Pout	4.75 ~ 13.2	0	-20~+70	TBD	TBD	TBD	Watt	Tu: -20~+70degC
Output Power	Pout	4.75 ~ 13.2	0	-20~+50	TBD	TBD	TBD	Watt	For one line
Output Power	Pout	4.75 ~ 13.2	0	-20~+70	TBD	TBD	TBD	Watt	For one line

- Note 1 : Do not use analog dimming function and external PWM for dimming at the same time.
- Note 2 : Pin terminal style converters have Molex connectors mounted.
- Note 3 : External PWM-signal is Low active.

TEST CIRCUIT :




Connect Vbr to Ground while using ext. PWM dimming.

Power Systems – The Power Solution

Web: www.Power-Systems.de
 Email: Info@Power-Systems.de

Address: Hauptstr. 48 ; 74360 Ilsfeld-Auenstein / Germany
 Tel. : + 49 / 70 62 / 67 59 - 6
 Fax: + 49 / 70 62 / 67 59 - 800



LED-CONVERTER UNIT

PS-LD0304-x(S)

(PRELIMINARY INFORMATION)

ORDER KEY :

PS-LD0304-x

With order of this converter please give the following key:

- x to be replaced by:
- 1 for connectors
- 2 for Pin-Terminal

Examples:

PS-LD0301-1 (S)
PCB with connectors

PS-LD0301-2 (S)
PCB with Pin-Terminal

CABLES :

- For input:** 500 mm, stripped and tinned ends, order key <input cable #13>
- For output:** 500 mm, stripped and tinned ends, order key <input cable #1>, or
for Sharp LQ150X1LG82: matching connectors, 300 mm, order key <Adapter cable 3>

Power Systems – The Power Solution

Web: www.Power-Systems.de
Email: Info@Power-Systems.de

Address: Hauptstr. 48 ; 74360 Ilsfeld-Auenstein / Germany
Tel. : + 49 / 70 62 / 67 59 - 6
Fax: + 49 / 70 62 / 67 59 - 800