

Part Number: PSA23-11YWA

YELLOW

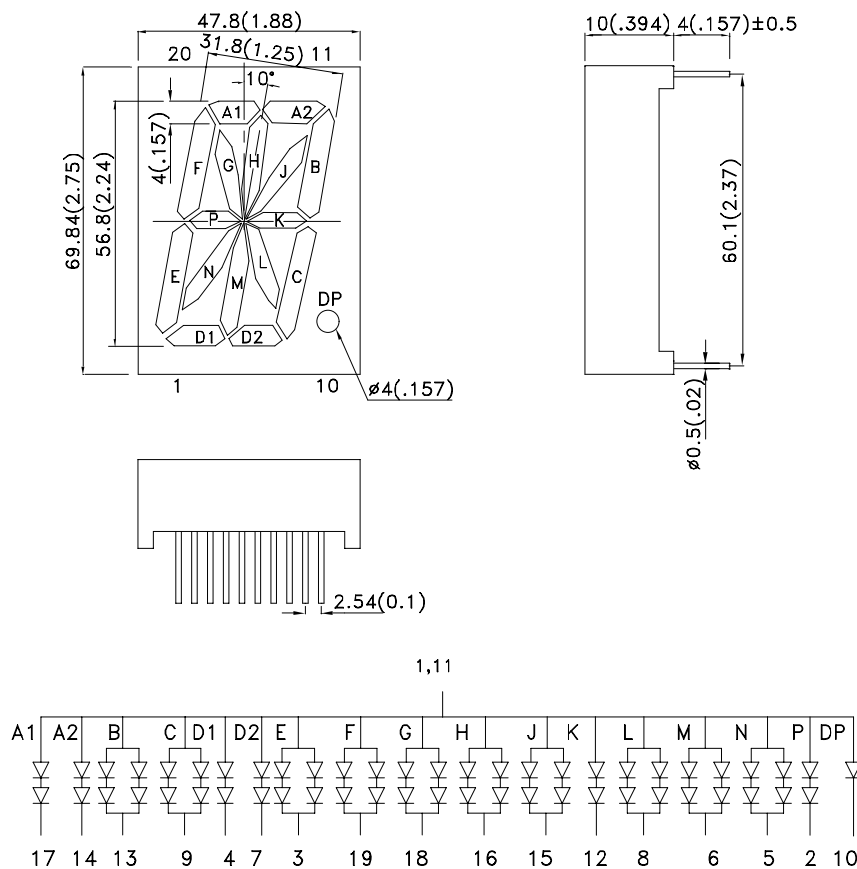
### Features

- 2.3 INCH CHARACTER HEIGHT.
- LOW CURRENT OPERATION.
- HIGH CONTRAST AND LIGHT OUTPUT.
- EASY MOUNTING ON P.C. BOARDS OR SOCKETS.
- MECHANICALLY RUGGED.
- STANDARD : GRAY FACE, WHITE SEGMENT.
- RoHS COMPLIANT.

### Description

The Yellow source color devices are made with Gallium Arsenide Phosphide on Gallium Phosphide Yellow Light Emitting Diode.

### Package Dimensions & Internal Circuit Diagram



**Notes:**

1. All dimensions are in millimeters (inches), Tolerance is  $\pm 0.25(0.01)$  unless otherwise noted.
2. Specifications are subject to change without notice.



## Selection Guide

Part No.	Dice	Lens Type	Iv (ucd) [1] @ 10mA		Description
			Min.	Typ.	
PSA23-11YWA	YELLOW (GaAsP/GaP)	WHITE DIFFUSED	1900	8000	Common Anode, Rt. Hand Decimal.

Note:  
1. Luminous Intensity/ Luminous Flux: +/-15%.

## Electrical / Optical Characteristics at TA=25°C

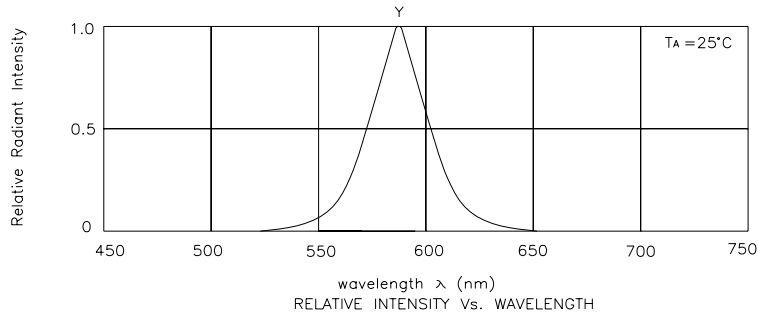
Symbol	Parameter	Device	Typ.	Max.	Units	Test Conditions	
$\lambda_{peak}$	Peak Wavelength	Yellow	590		nm	If=20mA	
$\lambda_{D[1]}$	Dominant Wavelength	Yellow	588		nm	If=20mA	
$\Delta\lambda_{1/2}$	Spectral Line Half-width	Yellow	35		nm	If=20mA	
C	Capacitance	Yellow	20		pF	Vf=0V;f=1MHz	
VF[2]	Forward Voltage	A1,A2,D1,D2,P,K	Yellow	4.2	5.0	V	If=20mA
		B,C,E,F,G,H,J,L,M,N					
		DP		2.1	2.5		
IR	Reverse Current	A1,A2,D1,D2,P,K	Yellow		10 20 10	uA	VR = 10V VR = 10V VR = 5V
		B,C,E,F,G,H,J,L,M,N					
		DP					

Notes:  
1. Wavelength: +/-1nm.  
2. Forward Voltage: +/-0.1V.

## Absolute Maximum Ratings at TA=25°C

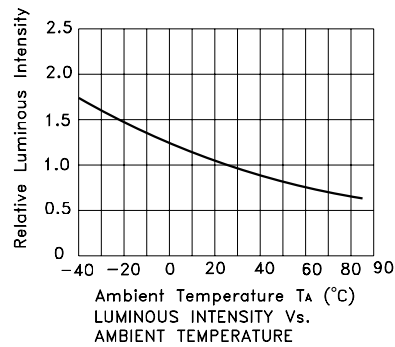
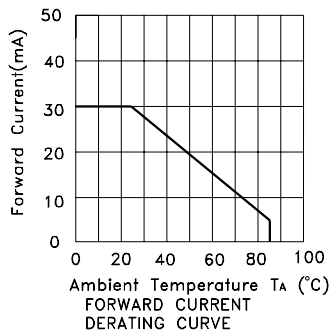
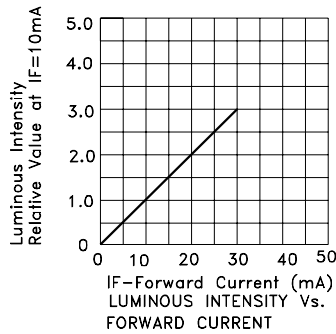
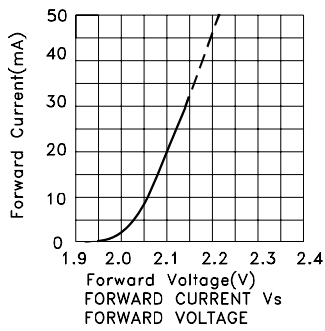
Parameter	Yellow	Units
Power dissipation	A1,A2,D1,D2,P,K	150
	B,C,E,F,G,H,J,L,M,N	300
	DP	75
DC Forward Current	A1,A2,D1,D2,P,K	30
	B,C,E,F,G,H,J,L,M,N	60
	DP	30
Peak Forward Current [1]	A1,A2,D1,D2,P,K	140
	B,C,E,F,G,H,J,L,M,N	280
	DP	140
Reverse Voltage	A1,A2,D1,D2,P,K	10
	B,C,E,F,G,H,J,L,M,N	10
	DP	5
Operating / Storage Temperature	-40°C To +85°C	
Lead Solder Temperature [2]	260°C For 3-5 Seconds	

Notes:  
1. 1/10 Duty Cycle, 0.1ms Pulse Width.  
2. 2mm below package base.

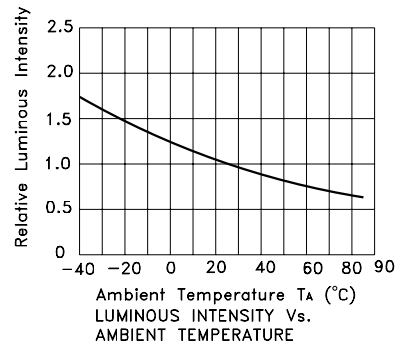
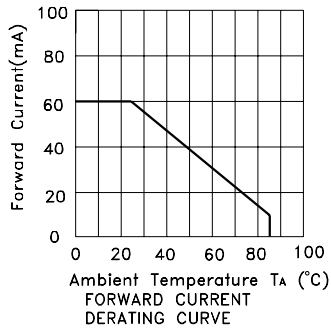
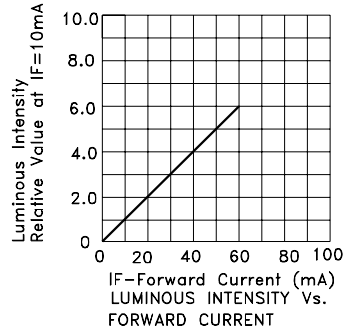
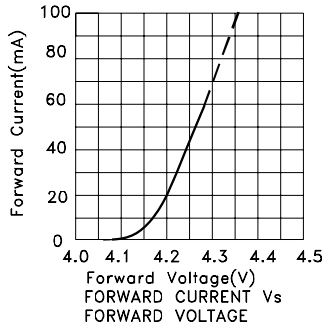


Yellow

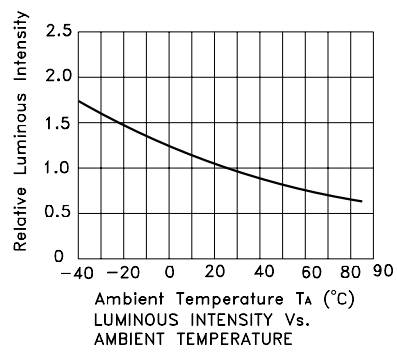
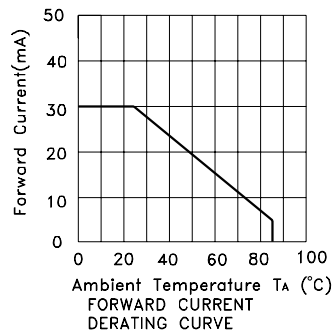
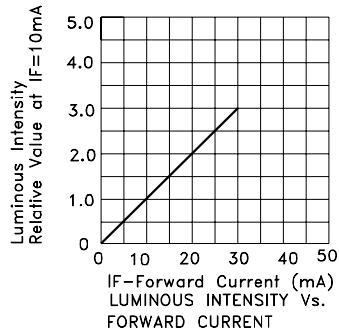
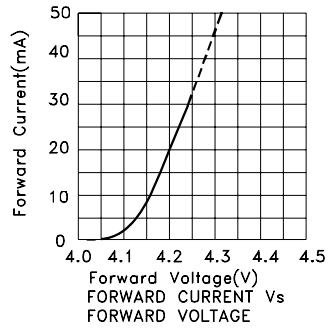
PSA23-11YWA



Note:the curves are on the DP.



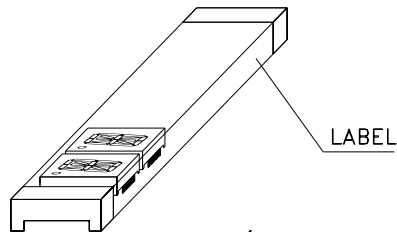
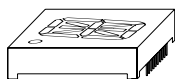
Note:the curves are on the segment b,c,e,f,g,h,j,l,m,n.



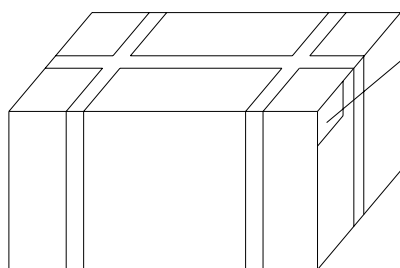
Note:the curves are on the segment a1,a2,d1,d2,p,k.

## PACKING & LABEL SPECIFICATIONS

## PSA23-11YWA

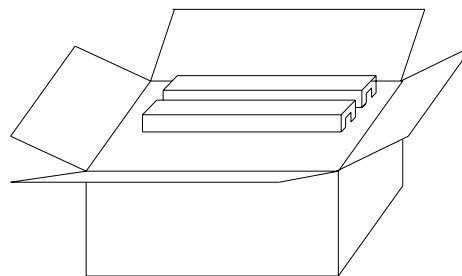


10PCS/TUBE



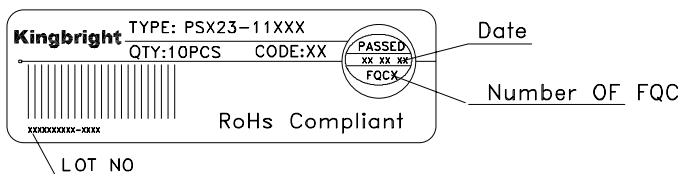
210PCS/BOX

OUTSIDE LABEL



21 TUBE/10# BOX

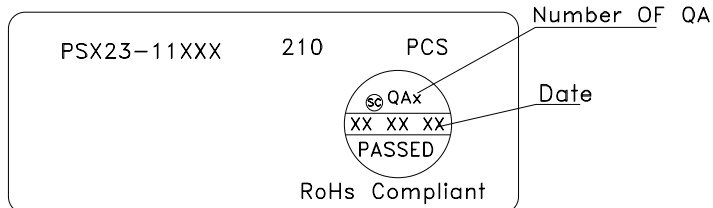
Inside LABEL Paste On The IC-tube



Date

Number OF FQC

Outside LABEL Paste On The Box



Number OF QA

Date