


Feature

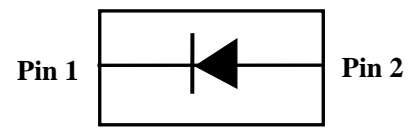
- Ultra Small mold type. (DFN1006-2L)
- Low I_R
- High reliability.



DFN1006-2L(Bottom View)

Applications

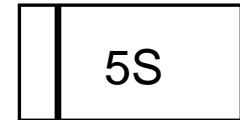
- Low current rectification



Circuit Diagram

Construction

- Silicon epitaxial planar



Marking (Top View)

Mechanical Characteristics

- Mounting position: Any
- Device meets MSL 1 requirements
- Qualified max reflow temperature:260°C
- DFN1006-2L without plating

Electrical characteristics per line@25°C

Parameter	Symbol	Min.	Typ.	Max.	Unit	Conditions
Forward voltage	V_F	-	0.38	0.42	V	$I_F=100mA$
Forward voltage	V_F	-	0.48	0.52	V	$I_F=500mA$
Forward voltage	V_F	-	0.57	0.62	V	$I_F=1A$
Reverse current	I_R	-	-	0.05	mA	$V_R=40V$
Junction Capacitance	C_j	-	84	-	pF	$V_R=0V$ $f=1MHz$

Absolute maximum rating@25°C

Parameter	Symbol	limits	Unit
Reverse voltage(repetitive peak)	V_{RM}	40	V
Reverse voltage (DC)	V_R	40	V
Average rectified forward current	I_o	1	A
Non-Repetitive Peak Forward Surge Current(8.3ms single half sine-wave superimposed on rated load)	I_{FSM}	8	A

Parameter	Symbol	limits	Unit
Repetitive peak forward current ($t_p \leq 1ms; \delta \leq 0.25$)	I_{FRM}	5	A
Power Dissipation	PD	400	mW
Thermal resistance,Note1	$R_{\theta JA}$	250	°C/W
Operating Junction temperature Range	T_j	-55 to 125	°C
Storage temperature	T_{stg}	-55 to 125	°C

Note1:FR-4 PCB,minimum recommended pad layout.

Typical Characteristics

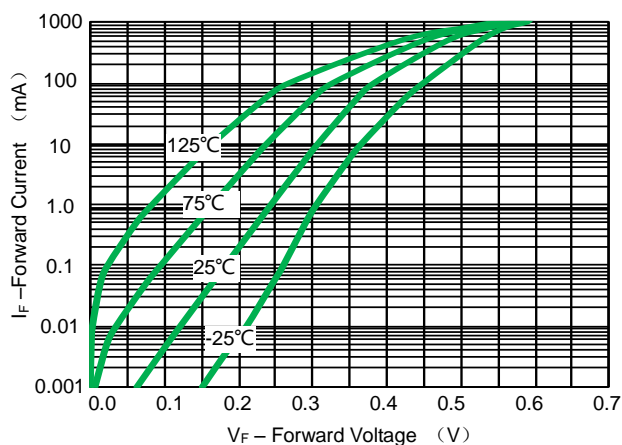


Fig 1.Forward Voltage

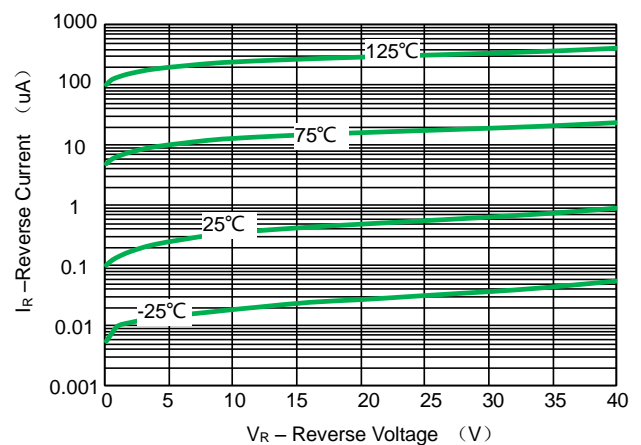


Fig 2.Leakage Current

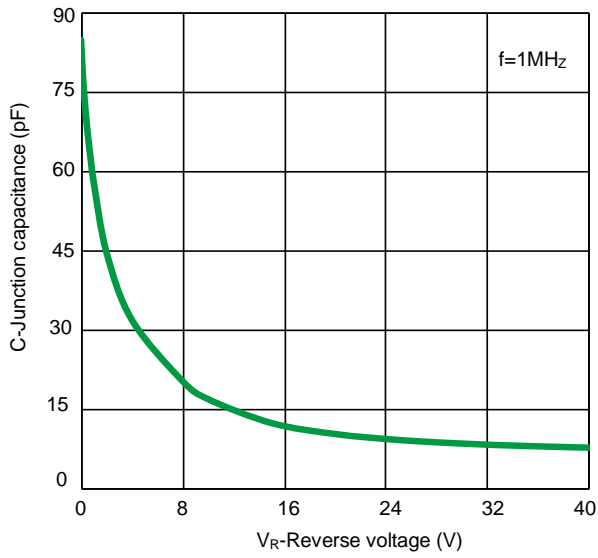
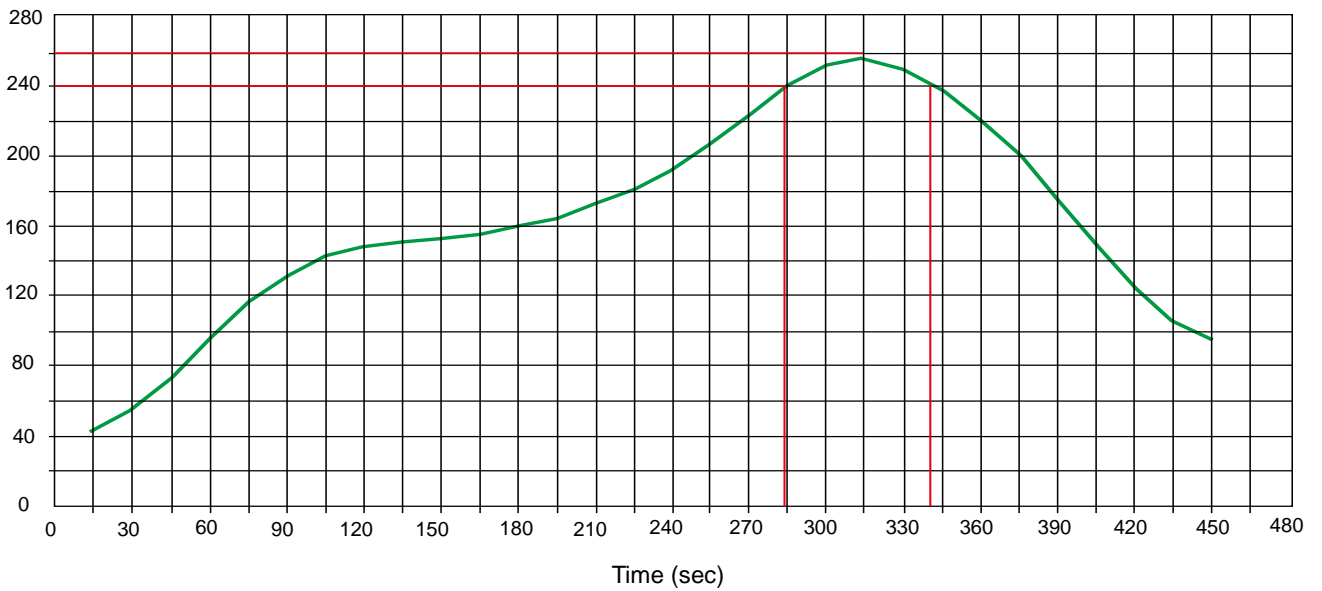


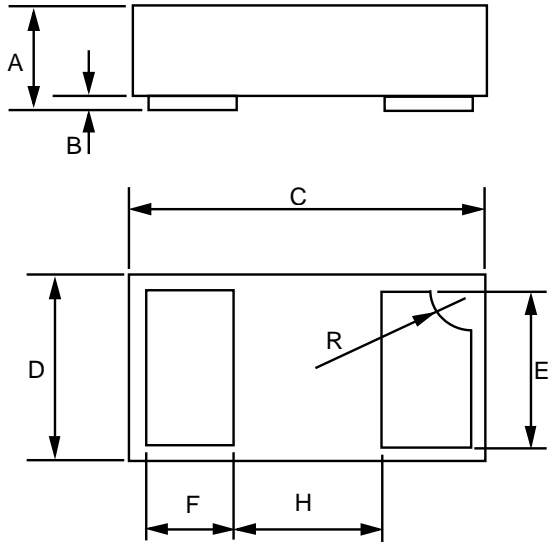
Fig 3. Capacitance vs. Reverses voltage

Solder Reflow Recommendation

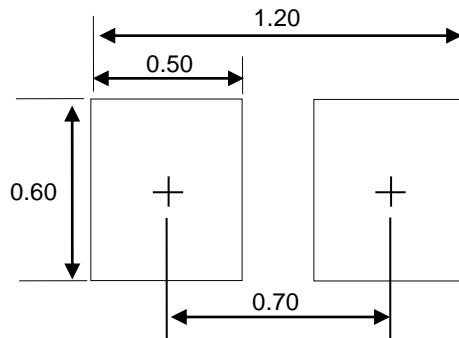
Peak Temp=257°C, Ramp Rate=0.802deg. °C/sec



Product dimension (DFN1006-2L)



Dim	Inches		Millimeters	
	MIN	MAX	MIN	MAX
A	0.013	0.021	0.34	0.55
B	0.000	0.002	0.00	0.05
C	0.037	0.043	0.95	1.080
D	0.022	0.027	0.55	0.680
E	0.016	0.024	0.40	0.60
F	0.008	0.012	0.20	0.30
H	0.015Typ.		0.40Typ.	
R	0.001	0.005	0.05	0.15



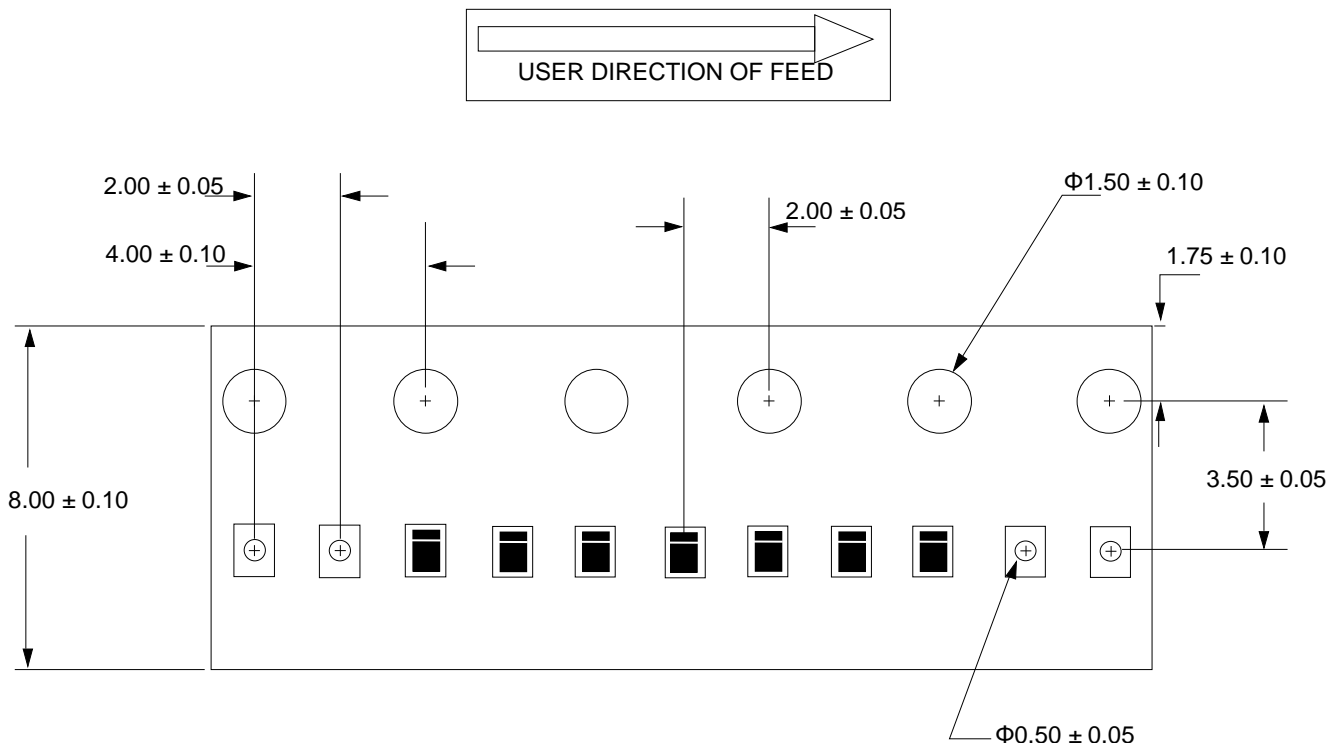
Unit:mm

Suggested PCB Layout

Ordering information


Device	Package	Reel	Shipping
PSBD2FD40V1HA	DFN1006-2L (Pb-Free)	7"	10000 / Tape & Reel

Load with information



Unit: mm


IMPORTANT NOTICE

 and **Prisemi**[®] are registered trademarks of **Prisemi Electronics Co., Ltd (Prisemi)** ,Prisemi reserves the right to make changes without further notice to any products herein. Prisemi makes no warranty, representation or guarantee regarding the suitability of its products for any particular purpose, nor does Prisemi assume any liability arising out of the application or use of any product or circuit, and specifically disclaims any and all liability, including without limitation special, consequential or incidental damages. “Typical” parameters which may be provided in Prisemi data sheets and/or specifications can and do vary in different applications and actual performance may vary over time. All operating parameters, including “Typicals” must be validated for each customer application by customer’s technical experts. Prisemi does not convey any license under its patent rights nor the rights of others. The products listed in this document are designed to be used with ordinary electronic equipment or devices, Should you intend to use these products with equipment or devices which require an extremely high level of reliability and the malfunction of with would directly endanger human life (such as medical instruments, aerospace machinery, nuclear-reactor controllers, fuel controllers and other safety devices), please be sure to consult with our sales representative in advance.

Website: <http://www.prisemi.com>

For additional information, please contact your local Sales Representative.

©Copyright 2009, Prisemi Electronics

 **Prisemi**[®] is a registered trademark of Prisemi Electronics.

All rights are reserved.