

Model name

PV 3 - 24 - 5

Series name Output power Input voltage Output voltage

Features

- Input/Output isolation
- Single in-line type
- Over current protection
- Adjustable output voltage

PV1R5 (1.5W type) Specifications

Model		PV1R5-5-5	PV1R5-5-12	PV1R5-12-5	PV1R5-24-5	PV1R5-48-5
Input Voltage	Vdc	5VDC (4.5 ~ 9.0V)		12VDC (9 ~ 18V)	24VDC (18 ~ 36V)	48VDC (36 ~ 72V)
Output Voltage (*1)	Vdc	5V±5% (6V)	12V±5% (15V)	5V±5% (6V)	5V±5% (6V)	5V±5% (6V)
Output Current (max)	mA	0 ~ 300 (250)	0 ~ 125 (100)	0 ~ 300 (250)	0 ~ 300 (250)	0 ~ 300 (250)
Output Power (max)	W	1.5	1.5	1.5	1.5	1.5
Withstand Voltage	—	Input to Output : 500VAC for 1 minute				
Cooling	—	Convection cooling				
Operating Temperature	—	-20 ~ +70°C (-20 ~ +50°C: 100%, +60°C: 70%, +70°C: 40%)				

PV3 (3W type) Specifications

Model		PV3-5-5	PV3-5-12	PV3-12-5	PV3-24-5	PV3-48-5
Input Voltage	Vdc	5VDC (4.5 ~ 9.0V)		12VDC (9 ~ 18V)	24VDC (18 ~ 36V)	48VDC (36 ~ 72V)
Output Voltage (*1)	Vdc	5V±5%	12V±5% (15V)	5V±5%	5V±5%	5V±5%
Output Current (max)	mA	0 ~ 600 (500)	0 ~ 250 (200)	0 ~ 600 (500)	0 ~ 600 (500)	0 ~ 600 (500)
Output Power (max)	W	3.0	3.0	3.0	3.0	3.0
Withstand Voltage	—	Input to Output : 500VAC for 1 minute				
Cooling	—	Convection cooling				
Operating Temperature	—	-20 ~ +70°C (-20 ~ +50°C: 100%, +60°C: 70%, +70°C: 40%)				

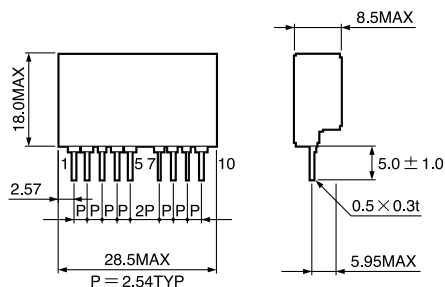
(*1) Refer to Terminal connection

(*2) External capacitors are required at both input and output.

(*3) Over current protection: Output current limiting automatic recovery. Avoid to operate overload or dead short for more than 30 seconds.

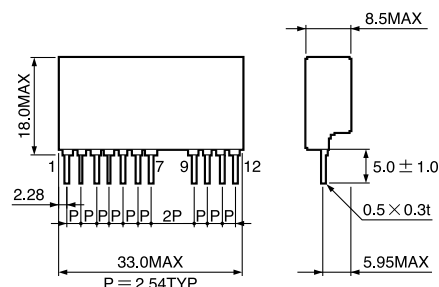
Outline drawing

PV1R5 (1.5W type)



- 1 : +V Output pin 5 : TRM Output voltage setting pin
2,3: NC No connect 7,8 : -V Input pin
4 : -V Output pin 9,10 : +V Input pin

PV3 (3W type)



- 1,2: +V Output pin 7 : TRM Output voltage setting pin
3,4: NC No connect 9,10 : -V Input pin
5,6: -V Output pin 11,12: +V Input pin

Terminal connection


Output voltage can be adjusted by TRM terminal.

Output power must be within the rating, when increasing the output voltage.

PP1R5 (1.5W type) 12V output: 5pin open 15V output: 5pin to 4pin connected

PP3 (3W type) 12V output: 7pin open 15V output: 7pin to 5pin (6pin) connected

(5V type adjustable to 6V)



Model name

PVD 3 - 24 - 1212

Series name Output power Input voltage Output voltage

Features

- Input/Output isolation
- Single in-line type
- Over current protection
- Adjustable output voltage

PVD1R5 (1.5W type) Specifications

Model		PVD1R5-5-1212	PVD1R5-12-1212	PVD1R5-24-1212	PVD1R5-48-1212
Input Voltage	Vdc	5VDC (4.5~9.0V)	12VDC (9~18V)	24VDC (18~36V)	48VDC (36~72V)
Output Voltage (*1)	Vdc	±12V±5% (±15V±5%)	±12V±5% (±15V±5%)	±12V±5% (±15V±5%)	±12V±5% (±15V±5%)
Output Current (max)	mA	0 ~ ±60 (0 ~ ±50)	0 ~ ±60 (0 ~ ±50)	0 ~ ±60 (0 ~ ±50)	0 ~ ±60 (0 ~ ±50)
Output Power (max)	W	1.44 (1.5)	1.44 (1.5)	1.44 (1.5)	1.44 (1.5)
Withstand Voltage	—	Input to Output : 500VAC for 1 minute			
Cooling	—	Convection cooling			
Operating Temperature	—	-20 ~ +70°C (-20 ~ +50°C: 100%, +70°C: 50%)			

PVD3 (3W type) Specifications

Model		PVD3-5-1212	PVD3-12-1212	PVD3-24-1212	PVD3-48-1212
Input Voltage	Vdc	5VDC (4.5~9.0V)	12VDC (9~18V)	24VDC (18~36V)	48VDC (36~72V)
Output Voltage (*1)	Vdc	±12V±5% (±15V±5%)	±12V±5% (±15V±5%)	±12V±5% (±15V±5%)	±12V±5% (±15V±5%)
Output Current (max)	mA	0 ~ ±125 (0 ~ ±100)	0 ~ ±125 (0 ~ ±100)	0 ~ ±125 (0 ~ ±100)	0 ~ ±125 (0 ~ ±100)
Output Power (max)	W	3.0	3.0	3.0	3.0
Withstand Voltage	—	Input to Output : 500VAC for 1 minute			
Cooling	—	Convection cooling			
Operating Temperature	—	-20 ~ +70°C (-20 ~ +50°C: 100%, +70°C: 50%)			

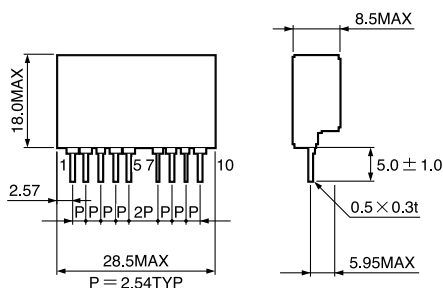
(*1) Refer to Terminal connection

(*2) External capacitors are required at both input and output.

(*3) Over current protection: Output current limiting automatic recovery. Avoid to operate overload or dead short for more than 30 seconds.

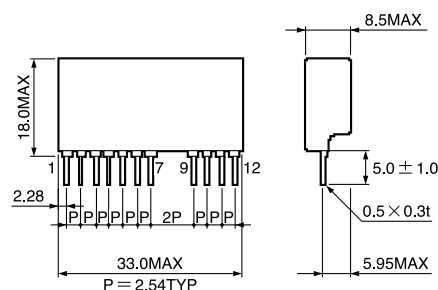
Outline drawing

PVD1R5 (1.5W type)



- 1 : +V Output pin 5 : TRM Output voltage setting pin
2,3: Common ground pin 7,8 : -V Input pin
4 : -V Output pin 9,10: +V Input pin

PVD3 (3W type)



- 1,2: +V Output pin 7 : TRM Output voltage setting pin
3,4: Common ground pin 9,10 : -V Input pin
5,6: -V Output pin 11,12: +V Input pin

Terminal connection

Output voltage can be adjusted by TRM terminal.

Output power must be within the rating, when increasing the output voltage.

PPD1R5 (1.5W type) ±12V output: 5pin open ±15V output: 5pin to 4pin connected

PPD3 (3W type) ±12V output: 7pin open ±15V output: 7pin to 5pin (6pin) connected

On-Board Type Power Supply