


PXO-P9-PE-6p

Low jitter
LVPECL SMD Clock Oscillator

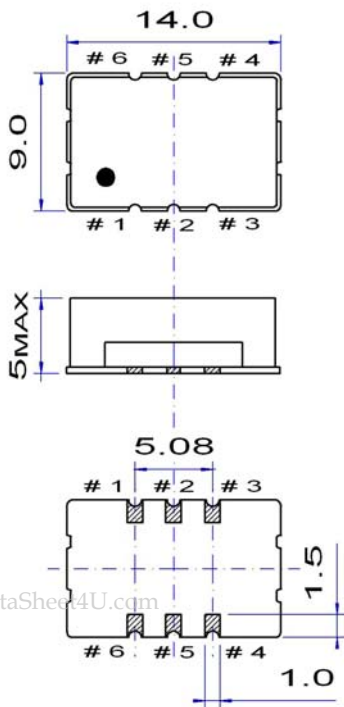
QuartzCom
the communications company



Features

- Applications: SONET / SDH / ATM, Gigabit Ethernet and switching system
- Output frequency up to 320 MHz
- Low jitter < 1 ps

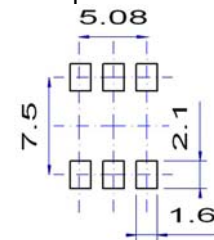
Parameter	Specification	
	PXO-P9-25PE-6p	PXO-P9-3PE-6p
Frequency range	20 ~ 320 MHz	
Standard frequencies	77.76, 106.25, 125.0, 155.52, 156.25, 159.375, 161.1328, 164.355469, 187.5, 212.5, 250.0 & 312.5 MHz	
Supply voltage	+2.5 V \pm 5 %	+3.3 V \pm 5 %
Output signal	LVPECL	
Output voltage	$V_{OH} \geq 1.475$ V $V_{OL} \leq 1.095$ V	$V_{OH} \geq 2.275$ V $V_{OL} \leq 1.680$ V
Supply current	40 ~ 100 mA	
Frequency stability (*)	± 25 ppm ± 50 ppm	over -20 ~ +70 °C over -40 ~ +85 °C
Output load	50 Ω to Vdc -2.0 V	
Jitter (rms)	< 1 ps @ 12 kHz ~ 20 MHz from carrier frequency	
Symmetry	45 ~ 55 %	@ 1/2 Vdc
Rise / Fall time	< 1.0 ns 20 to 80 % of amplitude	
Tri-state function	Pin #1 = high or open Pin #1 = low	Pin #4 & #5 → (E) signal Pin #4 & #5 → (D) high impedance
Operating temperature range	-20 ~ +70 °C -40 ~ +85 °C	standard application industrial application
Storage temperature range	-55 ~ +125 °C	
Packing and packaging units	tape & reel	1'000 pieces
(*) All inclusive: Stability vs. temperature, tolerance, aging, supply & load variation		
Customer specifications on request		



Pin function

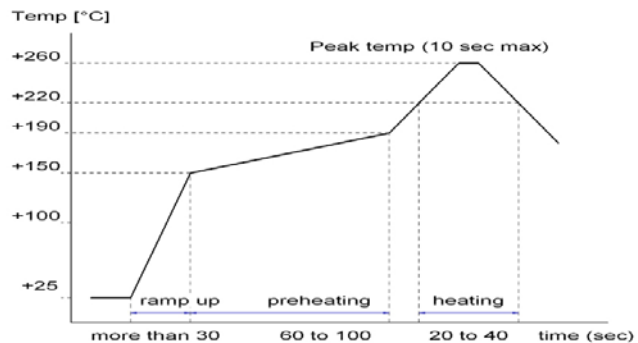
- # 1 E/D or not connected
- # 2 Not connected or E/D
- # 3 GND
- # 4 Output
- # 5 Complementary output
- # 6 Vdc

Example for solder pattern



Do not design any conductive path between the pattern

Example for IR reflow soldering temperature



2002/95/EC RoHS compliant

18 Mar. 10