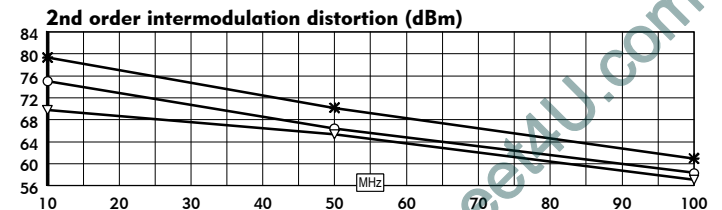
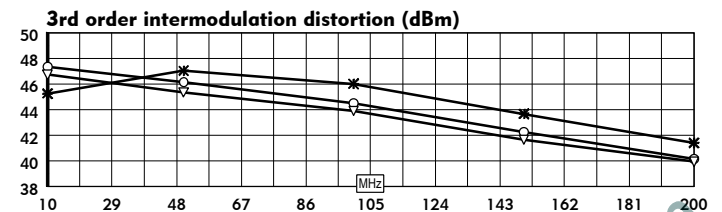
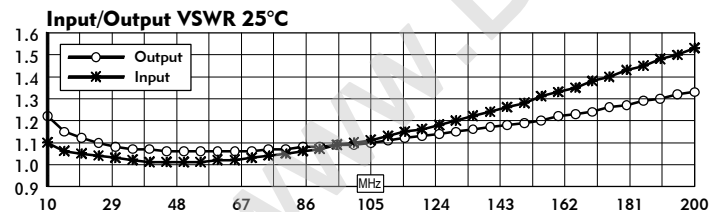
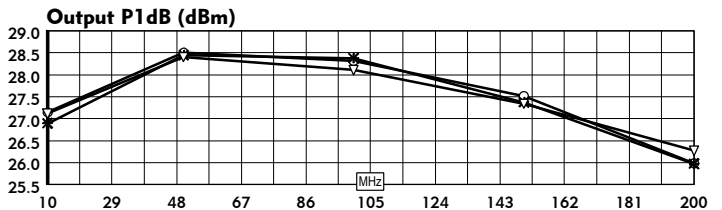
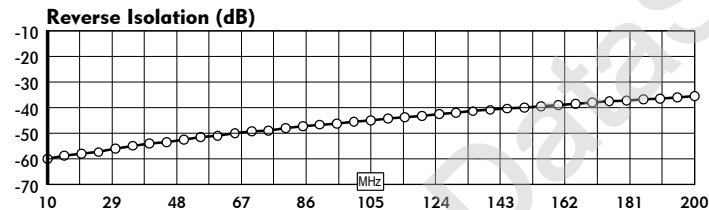
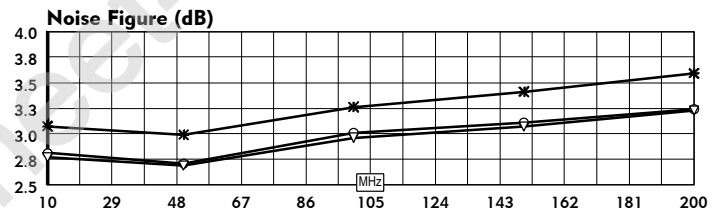
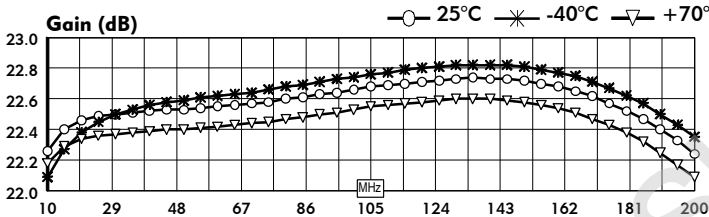


## QBH-8749

- **10 - 200 MHz frequency range**
- **High dynamic range**
- **3.5 dB noise figure**
- **+40 dBm typical OIP3**

Parameters	Typical	Guaranteed	Units
	25°C	-40 to +70°C	
Frequency range	10 - 200		MHz
Small signal gain	22.0		dB
Gain flatness	1.0	1.2	dB p-p
Reverse isolation	50	32	dB
VSWR Input	1.5:1	1.6:1	
Output	1.5:1	1.5:1	
1 dB compression	+25	+25	dBm
Output intercept point			
3rd Order	+39	+38	dBm
2nd Order	+56		dBm
Noise figure	3.5	4.0	dB
DC supply voltage*	12		Vdc
DC supply current	200	220	mA
Gain vs. Vdc			dB/Volt
Package/Housing	LCSM (E52-19422)		

\*all specification ratings are based on DC supply voltage  $\pm$  1%



### TYPICAL S-PARAMETER DATA

MHz	S11		S21		S12		S22	
	dB	Ang	dB	Ang	dB	Ang	dB	Ang
10	-26.8	-65.0	22.3	2.8	-60.0	151.0	-20.3	101.0
40	-43.9	-45.5	22.5	-22.4	-53.9	126.0	-30.4	70.1
65	-38.5	122.5	22.6	-38.8	-50.0	121.4	-32.8	46.6
85	-30.4	125.3	22.6	-51.8	-47.4	116.6	-29.9	27.6
110	-24.3	115.1	22.7	-68.4	-44.3	115.0	-26.1	2.5
135	-20.1	104.3	22.7	-85.5	-41.4	112.8	-22.9	-23.9
155	-17.6	94.4	22.7	-99.7	-39.5	108.4	-20.7	-45.7
180	-15.1	81.1	22.5	-117.8	-37.3	102.9	-18.5	-72.9
200	-13.6	70.0	22.2	-132.5	-35.6	97.5	-17.0	-94.3

### ABSOLUTE MAXIMUM RATINGS

- Power supply voltage
  - Sustaining ..... +14.0 Vdc
  - Pulse (transient) ..... +16.0 Vdc
- Temperature
  - Operating ..... -65 to +150°C
  - Storage ..... -55 to +85°C
- Maximum input drive ..... 1.0 Vrms
- Thermal rise, junction-to-case ..... +50°C

H91-8749.04/07/00, Revision A1