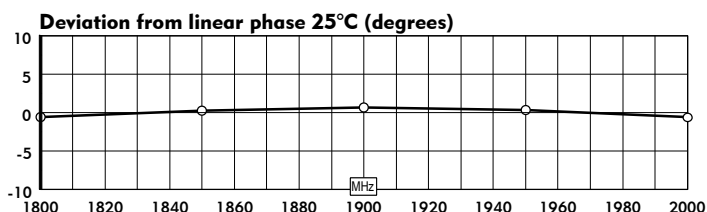
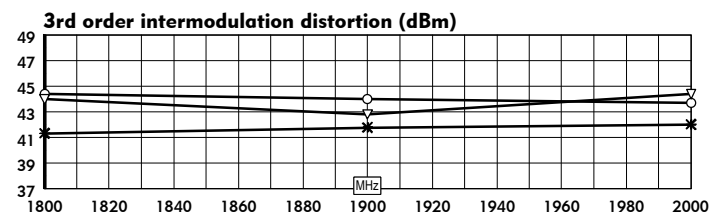
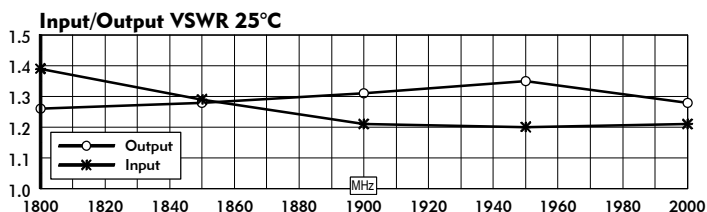
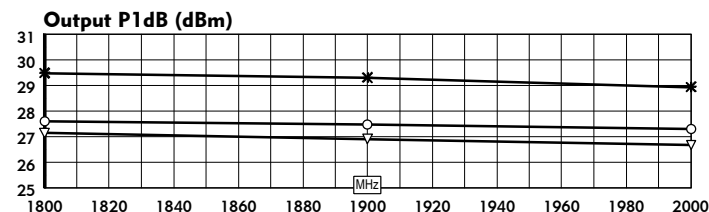
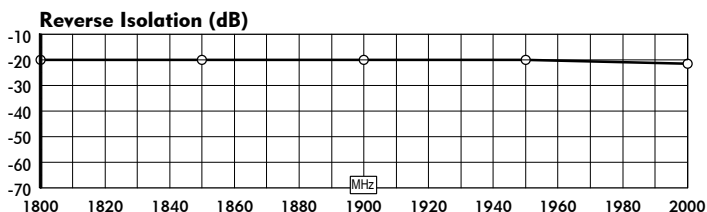
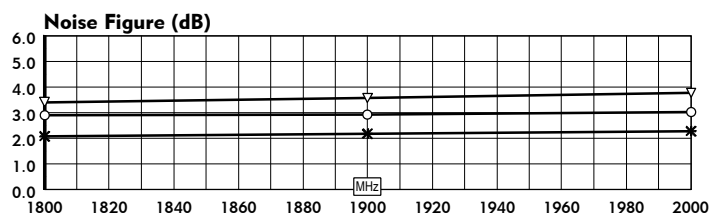
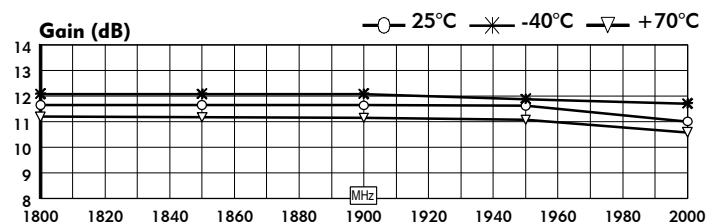


QBH-8902

- **PCS band operation**
- **High output power, +27.5 dBm typical**
- **High IP3, +44 dBm typical**
- **Low input & output VSWR**

Parameters	Typical	Guaranteed	Units
	25°C	-40 to +70°C	
Frequency range	1800 - 2000		MHz
Small signal gain	10.8		dB
Gain flatness	0.7	1.3	dB p-p
Reverse isolation	20	19	dB
VSWR Input	1.9:1	2.0:1	
Output	1.9:1	2.0:1	
1 dB compression	+25.5	+25	dBm
Output intercept point			
3rd Order	+40	+38	dBm
2nd Order			dBm
Noise figure	4.3	5.0	dB
DC supply voltage*	15		Vdc
DC supply current	215	240	mA
Gain vs. Vdc			dB/Volt
Package/Housing	LCSM (E52-19422)		

*all specification ratings are based on DC supply voltage \pm 1%



TYPICAL S-PARAMETER DATA

MHz	S11		S21		S12		S22	
	dB	Ang	dB	Ang	dB	Ang	dB	Ang
1800	-15.8	-74.1	11.7	122.3	-19.9	12.6	-18.8	-111.7
1850	-18.1	-92.8	11.7	108.4	-19.9	0.3	-18.3	-128.7
1900	-20.7	-119.7	11.6	94.2	-19.9	-12.8	-17.6	-148.0
1950	-21.1	-173.5	11.6	79.4	-20.0	-27.0	-16.6	-170.8
2000	-20.6	98.6	11.0	63.4	-21.4	-38.4	-18.2	150.6

ABSOLUTE MAXIMUM RATINGS

Power supply voltage	
Sustaining	+18.0 Vdc
Pulse (transient)	+20.0 Vdc
Temperature	
Operating	-55 to +125°C
Storage	-65 to +150°C
Maximum input drive	3.0 Vrms

H91-8902.11/15/00, Revision C1