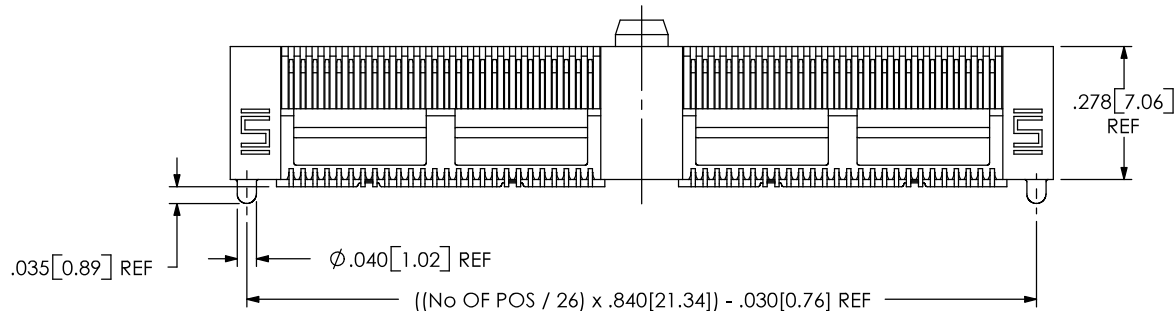
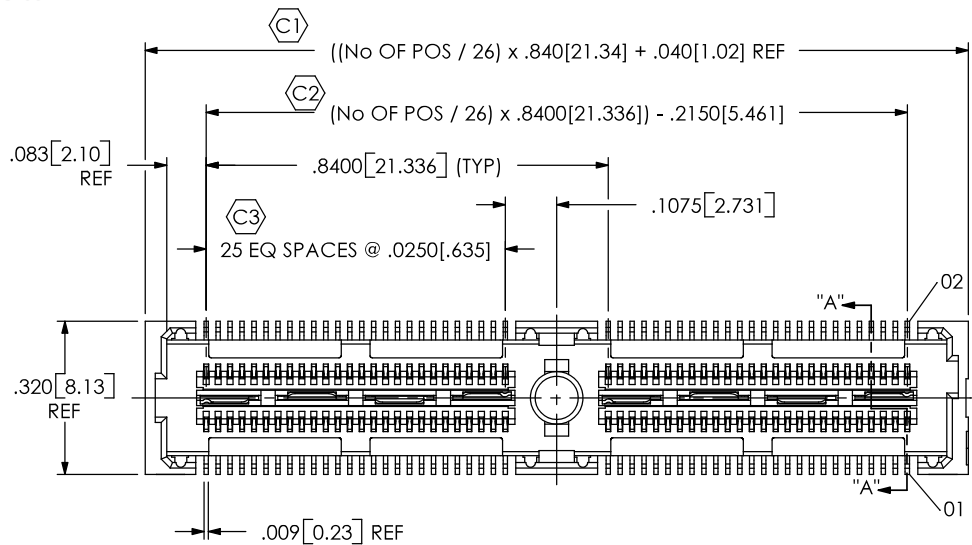
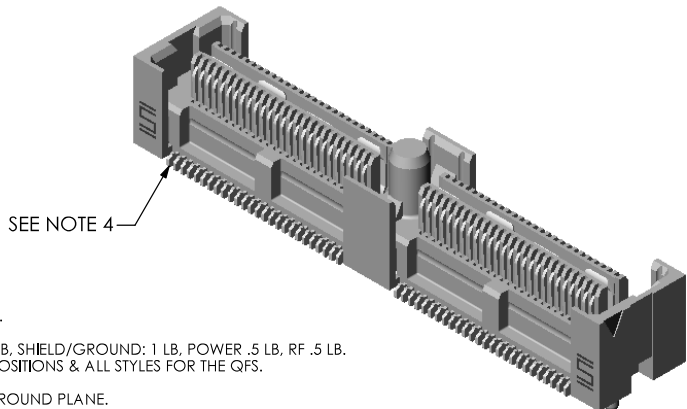


DO NOT SCALE FROM THIS PRINT



No OF POSITIONS	No OF BANKS	COPLANARITY
-026 THRU -078	1 THRU 3	.004[.10]
-104 AND -130	4 AND 5	.006[.15]

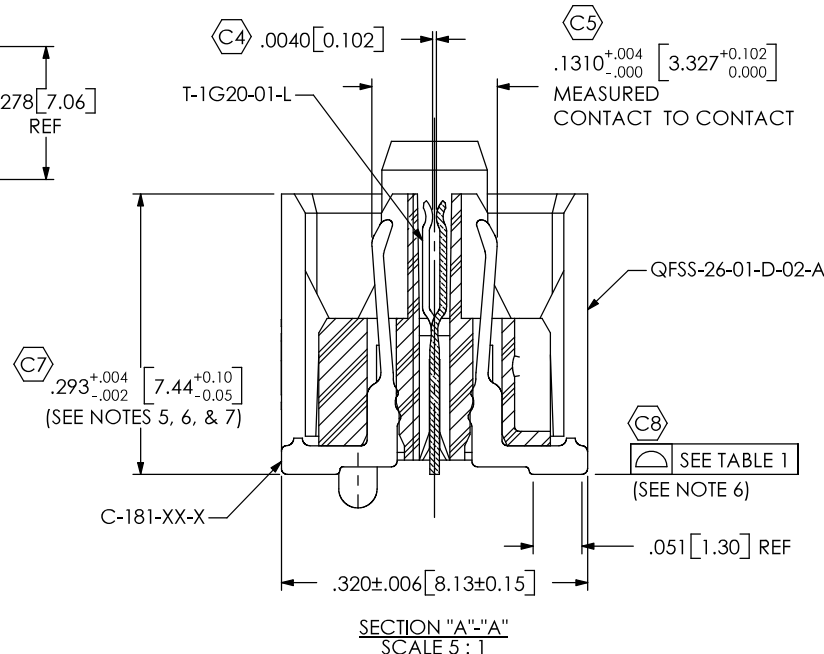


NOTES:

1. (C) REPRESENTS A CRITICAL DIMENSION.
2. BURR ALLOWANCE: .0015[0.038] MAX.
3. MINIMUM PUSHOUT FORCE: SIGNAL: .5 LB, SHIELD/GROUND: 1 LB, POWER .5 LB, REF .5 LB.
4. CONTACTS WILL BE SHEARED FOR ALL POSITIONS & ALL STYLES FOR THE QFS.
5. MAX VARIANCE OF .002[0.05].
6. DIMENSION APPLIES TO CONTACTS & GROUND PLANE.
7. GROUND PLANE PRESS HEIGHT MUST BE .003 [.08] LESS THAN THE MAX HEIGHT OR .001 [.03] GREATER THAN THE MINIMUM HEIGHT OF THE TERMINAL.
8. PARTS TO BE PACKAGED IN TRAYS.

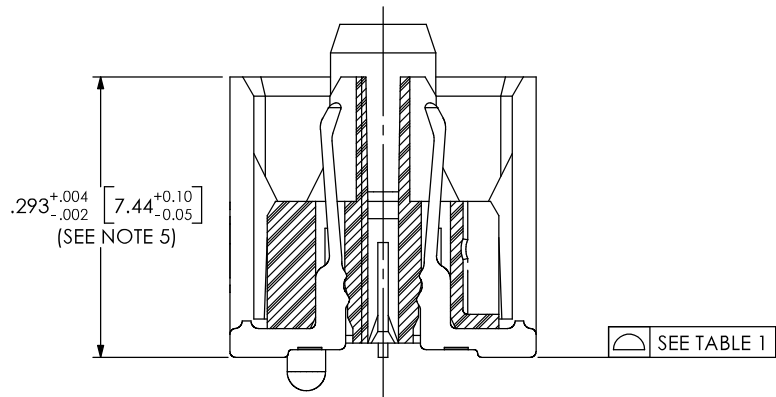
QFS-XXX-XX-X-D-X-XXX

No OF POSITIONS
 -026, -052, -078, -104, *-130 (PER ROW)
LEAD STYLE
 -01
PLATING SPECIFICATION
 -L: LIGHT GOLD (USE C-181-01-L)
 -H: HEAVY GOLD (USE C-181-01-H)
 (ALL PLATING STYLES USE T-1G20-01-L)
ROW SPECIFICATION
 -D: DOUBLE
OPTION
 -A: ALIGNMENT PIN (SEE FIG. 2, SHEET 2)
 -GP: GUIDE POSTS (USE PPP-51, SEE FIG. 4, SHEET 2)
 -P: PICK AND PLACE PAD (SEE FIG. 2, SHEET 2)
 (-A & -GP OPTIONS NOT AVAILABLE IN COMBINATION WITH -PCX OR -RFX)
END OPTIONS
 -PC4: 4 POWER POS PER END (SEE FIG. 3, SHEET 3)
 -PC8: 8 POWER POS PER END (SEE FIG. 3, SHEET 3)
 -RF1: 1 RF POS PER END (SEE FIG. 5, SHEET 4)
 -RF2: 2 RF POS PER END (SEE FIG. 6, SHEET 4)
 ** -RT1: 1 RT POS PER END (SEE FIG. 7, SHEET 5)
 (-PCX & -RFX NOT AVAILABLE IN COMBINATION WITH -A OR -GP)
 (END OPTION APPLIES TO BOTH ENDS, COMBINATIONS ARE NOT AVAILABLE)
 (-PCX & -RFX AVAILABLE IN POS -026, -052, & -078 ONLY)
 (-RT1 AVAILABLE IN -026, -052, -078, & -104 POS WITH -A OPTION ONLY)
K
 * = NOT TOOLED
 ** = NOT RELEASED

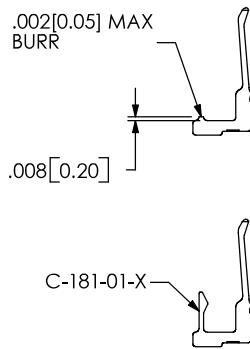


UNLESS OTHERWISE SPECIFIED, DIMENSIONS ARE IN INCHES. TOLERANCES ARE: DECIMALS ANGLES .XX: ±.01 [.3] 2° .XXX: ±.005 [.13] .XXXX: ±.0020 [.051]	PROPRIETARY NOTE THIS DOCUMENT CONTAINS INFORMATION CONFIDENTIAL AND PROPRIETARY TO SAMTEC, INC. AND SHALL NOT BE REPRODUCED OR TRANSFERRED TO OTHER DOCUMENTS OR DISCLOSED TO OTHERS OR USED FOR ANY PURPOSE OTHER THAN THAT WHICH IT WAS OBTAINED WITHOUT THE EXPRESSED WRITTEN CONSENT OF SAMTEC, INC.	SAMTEC 520 PARK EAST BLVD, NEW ALBANY, IN 47150 * PHONE: 812.944.6733 FAX: 812.948.5047 e-Mail: INFO@SAMTEC.COM CODE: 55322	
		SHEET SCALE: 2.5:1 DESCRIPTION: .635mm DOUBLE ROW TERMINAL STRIP DWG. NO. QFS-XXX-XX-X-D-X-XXX BY: E.L.S. 6/09/2003 SHEET 1 OF 5	





CONTACT DETAILS
SEE NOTE 4
(ALL CONTACTS SHEARED FOR QFS)



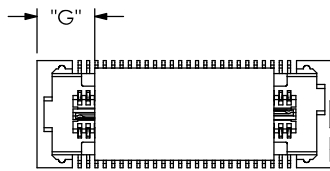
ASSEMBLY	"A"	"B"
QFS-026-01-X-D-A-GP	1.050[26.67]	1.330[33.78]
QFS-052-01-X-D-A-GP	1.890[48.00]	2.170[55.12]
QFS-078-01-X-D-A-GP	2.730[69.34]	3.010[76.45]
QFS-104-01-X-D-A-GP	3.570[90.68]	3.850[97.79]
QFS-130-01-X-D-A-GP	4.410[112.01]	4.690[119.13]

FIG. 2

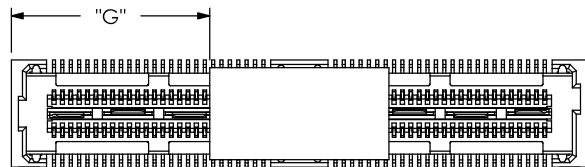
-GP: GUIDE POST OPTION
(QFS-052-01-X-D-A-GP SHOWN)
(NOT AVAILABLE WITH -PCX OPTIONS)

FIG. 4

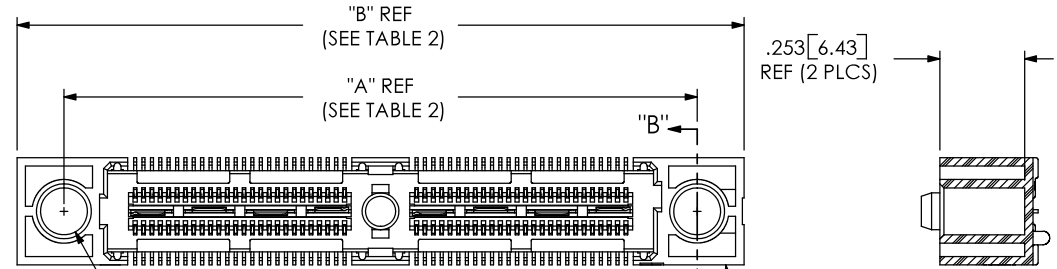
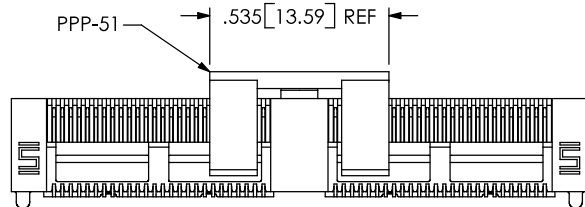
-P: PICK & PLACE PAD OPTION



LOCATION OF PPP-51 FOR POSITIONS -026, -078 & -130
[CENTERED IN MIDDLE OF BANK CLOSEST TO MIDDLE OF PART]

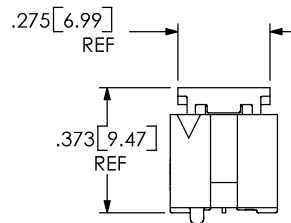


LOCATION OF PPP-51 FOR POSITIONS -052 & -104
[CENTERED IN PART]



SECTION "B"- "B"
SCALE 1.75 : 1

No OF POSITIONS	No OF BANKS	"G" +/- .020 [51]
-026	01	.173 [4.39]
-052	02	.593 [15.06]
-078	03	1.013 [25.73]
-104	04	1.433 [36.40]
-130	05	1.853 [47.07]



PROPRIETARY NOTE

THIS DOCUMENT CONTAINS INFORMATION CONFIDENTIAL AND PROPRIETARY TO SAMTEC, INC. AND SHALL NOT BE REPRODUCED OR TRANSFERRED TO OTHER DOCUMENTS OR DISCLOSED TO OTHERS OR USED FOR ANY PURPOSE OTHER THAN THAT WHICH IT WAS OBTAINED WITHOUT THE EXPRESSED WRITTEN CONSENT OF SAMTEC, INC.

DO NOT SCALE DRAWING

SHEET SCALE: 2.5:1

SAMTEC

520 PARK EAST BLVD, NEW ALBANY, IN 47150
* PHONE: 812.944.6733 FAX: 812.948.5047
e-Mail: INFO@SAMTEC.COM CODE: 55322

DESCRIPTION:
.635mm DOUBLE ROW TERMINAL STRIP

DWG. NO. www.DataSheet4U.com
QFS-XXX-XX-X-D-X-XXX

BY: E.L.S. 6/09/2003 SHEET 2 OF 5

REVISION K

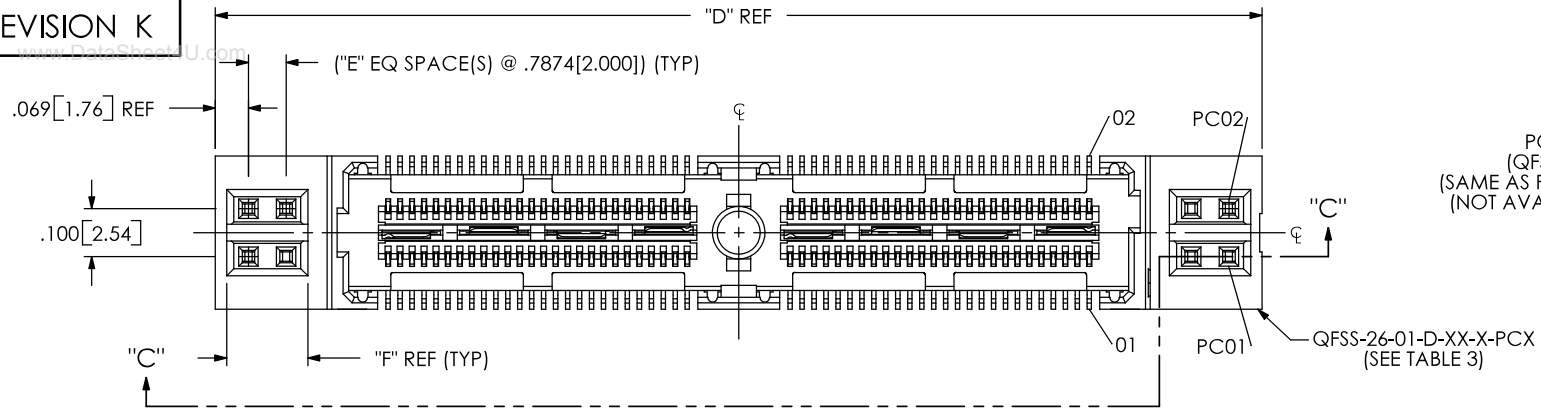
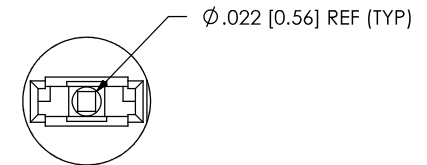
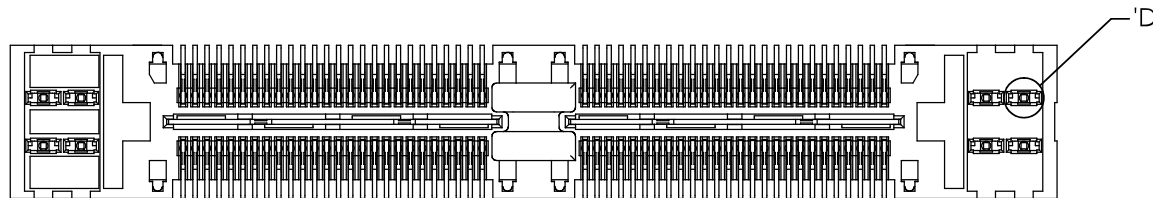
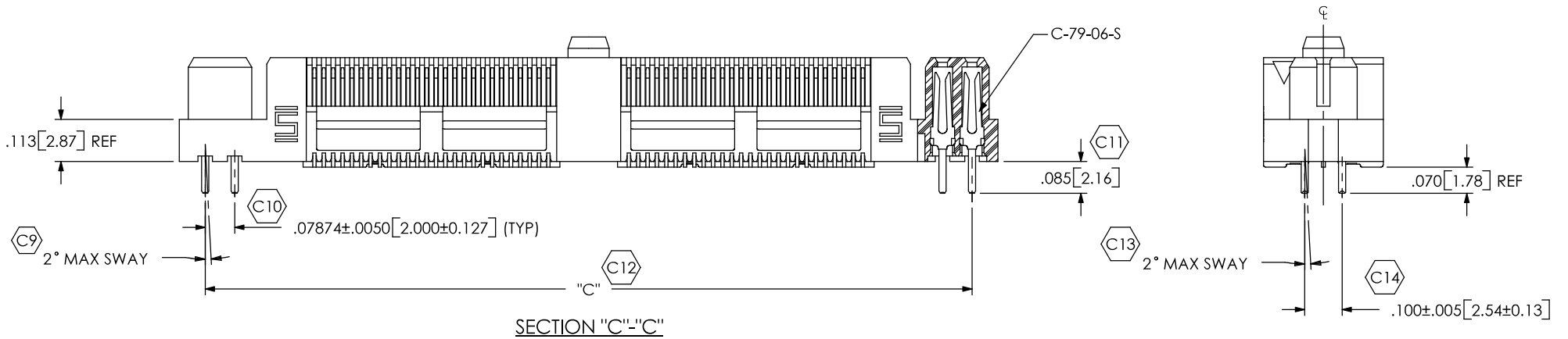


FIG. 3
 POWER COMBO OPTIONS
 (QFS-052-01-X-D-PC4 SHOWN)
 (SAME AS FIG. 1, UNLESS OTHERWISE STATED)
 (NOT AVAILABLE WITH -A OR -GP OPTION)



DETAIL 'D'
 SCALE 8 : 1

TABLE 3

ASSEMBLY	QFSS-26-01-D-XX-PCX	"C"	"D"	"E"	"F"
QFS-026-01-X-D-PC4	QFSS-26-01-D-01-PC4	1.209[30.70]	1.347[34.21]	1	.170[4.31]
QFS-026-01-X-D-PC8	QFSS-26-01-D-01-PC8	1.524[38.70]	1.662[42.21]	3	.327[8.31]
QFS-052-01-X-D-PC4	QFSS-26-01-D-02-PC4	2.049[52.04]	2.187[55.55]	1	.170[4.31]
QFS-052-01-X-D-PC8	QFSS-26-01-D-02-PC8	2.364[60.04]	2.502[63.55]	3	.327[8.31]
QFS-078-01-X-D-PC4	QFSS-26-01-D-03-PC4	2.889[73.37]	3.027[76.89]	1	.170[4.31]
QFS-078-01-X-D-PC8	QFSS-26-01-D-03-PC8	3.204[81.37]	3.342[84.89]	3	.327[8.31]

PROPRIETARY NOTE

THIS DOCUMENT CONTAINS INFORMATION CONFIDENTIAL AND PROPRIETARY TO SAMTEC, INC. AND SHALL NOT BE REPRODUCED OR TRANSFERRED TO OTHER DOCUMENTS OR DISCLOSED TO OTHERS OR USED FOR ANY PURPOSE OTHER THAN THAT WHICH IT WAS OBTAINED WITHOUT THE EXPRESSED WRITTEN CONSENT OF SAMTEC, INC.

DO NOT SCALE DRAWING

SHEET SCALE: 2.5:1

SAMTEC

520 PARK EAST BLVD, NEW ALBANY, IN 47150
 * PHONE: 812.944.6733 FAX: 812.948.5047
 e-Mail: INFO@SAMTEC.COM CODE: 55322

DESCRIPTION:
 .635mm DOUBLE ROW TERMINAL STRIP

DWG. NO. www.DataSheet4U.com
 QFS-XXX-XX-X-D-X-XXX

BY: E.L.S. 6/09/2003 SHEET 3 OF 5

FIG. 5

-RF1 OPTION
 (QFS-052-01-X-D-RF1 SHOWN)
 (SAME AS FIG. 3, UNLESS OTHERWISE STATED)
 (NOT AVAILABLE WITH -A OR -GP OPTIONS)
 (AVAILABLE ON POSITIONS -026, -052, & -078 ONLY)

TABLE 5			
ASSEMBLY	QFSS-26-01-D-XX-RFX	"H"	"J"
QFS-026-01-X-D-RF1	QFSS-26-01-D-01-RF1	1.403[35.64]	1.153[29.29]
QFS-026-01-X-D-RF2	QFSS-26-01-D-01-RF2	1.903[48.34]	1.653[41.99]
QFS-052-01-X-D-RF1	QFSS-26-01-D-02-RF1	2.243[56.97]	1.993[50.62]
QFS-052-01-X-D-RF2	QFSS-26-01-D-02-RF2	2.743[69.67]	2.493[63.32]
QFS-078-01-X-D-RF1	QFSS-26-01-D-03-RF1	3.083[78.31]	2.833[71.96]
QFS-078-01-X-D-RF2	QFSS-26-01-D-03-RF2	3.583[91.01]	3.333[84.66]

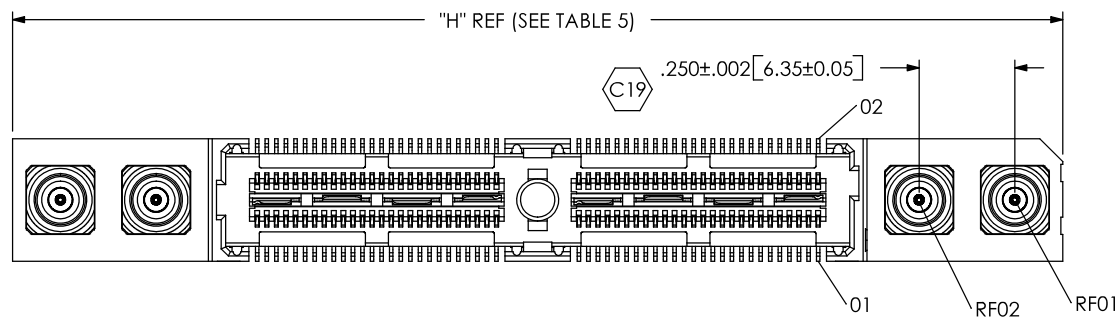
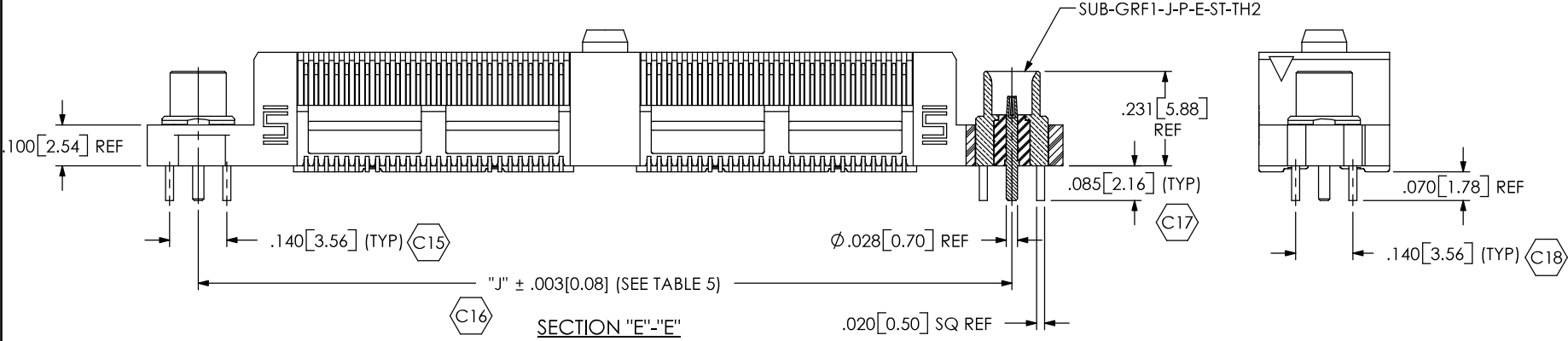
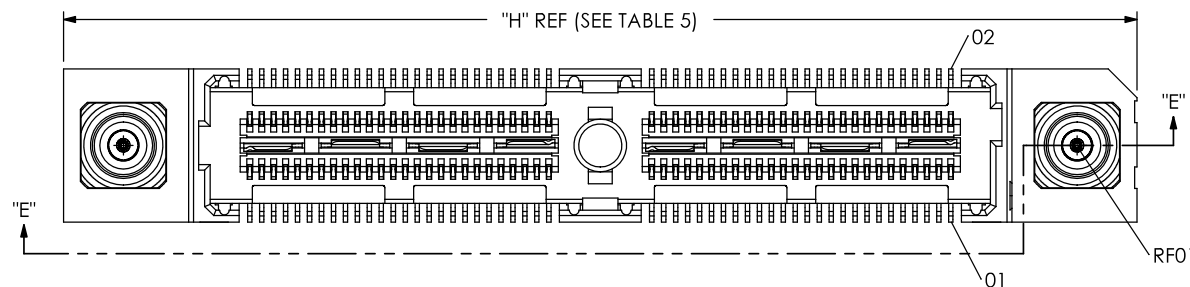
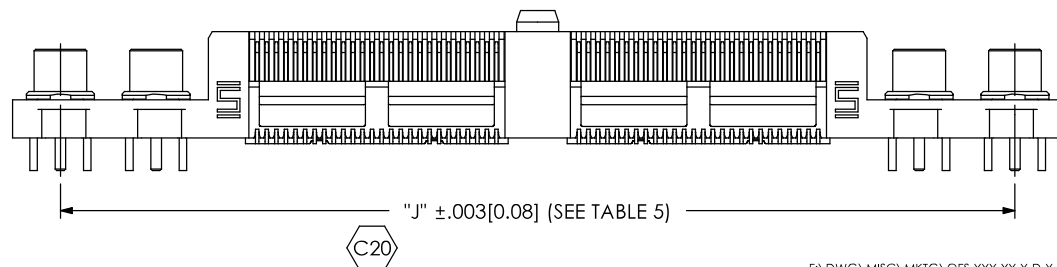


FIG. 6
 -RF2 OPTION
 (QFS-052-01-X-D-RF2 SHOWN)
 (SAME AS FIG. 5, UNLESS OTHERWISE STATED)
 (NOT AVAILABLE WITH -A OR -GP OPTIONS)
 (AVAILABLE ON POSITIONS -026, -052, & -078 ONLY)



PROPRIETARY NOTE
 THIS DOCUMENT CONTAINS INFORMATION CONFIDENTIAL AND PROPRIETARY TO SAMTEC, INC. AND SHALL NOT BE REPRODUCED OR TRANSFERRED TO OTHER DOCUMENTS OR DISCLOSED TO OTHERS OR USED FOR ANY PURPOSE OTHER THAN THAT WHICH IT WAS OBTAINED WITHOUT THE EXPRESSED WRITTEN CONSENT OF SAMTEC, INC.

DO NOT SCALE DRAWING

SHEET SCALE: 2.5:1

SAMTEC

520 PARK EAST BLVD, NEW ALBANY, IN 47150
 * PHONE: 812.944.6733 FAX: 812.948.5047
 e-Mail: INFO@SAMTEC.COM CODE: 55322

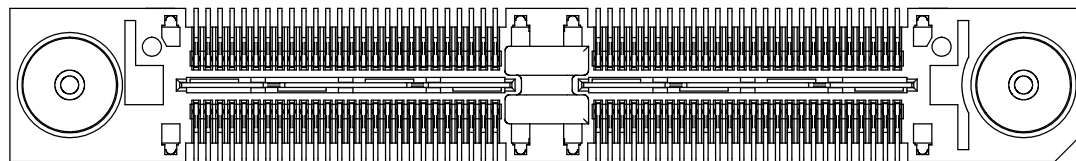
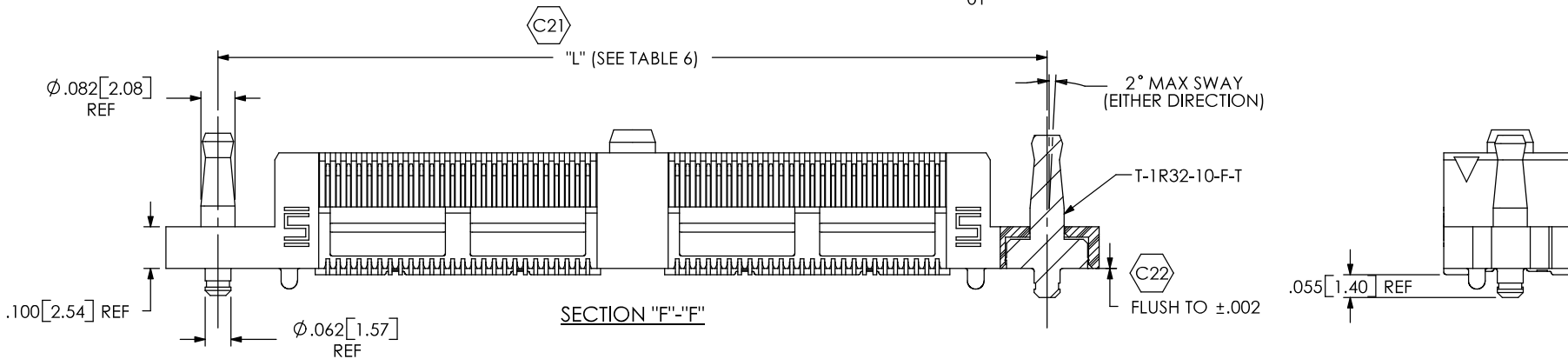
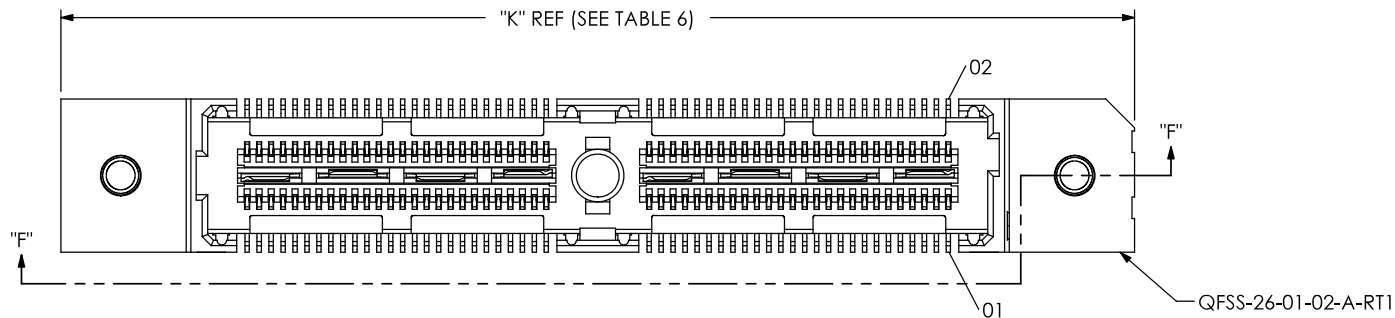
DESCRIPTION:
 .635mm DOUBLE ROW TERMINAL STRIP

DWG. NO. QFS-XXX-XX-X-D-X-XXX

BY: E.L.S. 6/09/2003 SHEET 4 OF 5

FIG. 7
 -RT1 OPTION
 (QFS-052-01-X-D-A-RT1 SHOWN)
 (SAME AS FIG. 3, UNLESS OTHERWISE STATED)
 (NOT AVAILABLE WITH -GP OR -RFX OPTIONS)
 (AVAILABLE ON POSITIONS -026, -052, -078, & -104 WITH -A OPTION ONLY) **K**
K (NOT RELEASED)

TABLE 6			
ASSEMBLY	QFSS-26-01-D-XX-RTX	"K"	"L"
QFS-026-01-X-D-A-RT1	QFSS-26-01-D-01-A-RT1	1.403[35.64]	1.153[29.29]
QFS-052-01-X-D-A-RT1	QFSS-26-01-D-02-A-RT1	2.243[56.97]	1.993[50.62]
QFS-078-01-X-D-A-RT1	QFSS-26-01-D-03-A-RT1	3.083[28.31]	2.833[71.96]
QFS-104-01-X-D-A-RT1	QFSS-26-01-D-04-A-RT1	3.923[99.64]	3.673[93.29]



<p>PROPRIETARY NOTE THIS DOCUMENT CONTAINS INFORMATION CONFIDENTIAL AND PROPRIETARY TO SAMTEC, INC. AND SHALL NOT BE REPRODUCED OR TRANSFERRED TO OTHER DOCUMENTS OR DISCLOSED TO OTHERS OR USED FOR ANY PURPOSE OTHER THAN THAT WHICH IT WAS OBTAINED WITHOUT THE EXPRESSED WRITTEN CONSENT OF SAMTEC, INC.</p> <p>DO NOT SCALE DRAWING</p> <p>SHEET SCALE: 2.5:1</p>	<h1>SAMTEC</h1>		
	<p>520 PARK EAST BLVD, NEW ALBANY, IN 47150 * PHONE: 812.944.6733 FAX: 812.948.5047 e-Mail: INFO@SAMTEC.COM CODE: 55322</p>		
	<p>DESCRIPTION: .635mm DOUBLE ROW TERMINAL STRIP</p>		
	<p>DWG. NO. QFS-XXX-XX-A-D-X-XXX www.DataSheet4U.com</p>		
	BY: E.L.S.	6/09/2003	SHEET 5 OF 5