




QL63D5SA



TECHNICAL DATA

Red Laser Diode

Features

- InGaAlP laser diode
- Peak Wavelength: 635 nm
- Optical Output Power: 5 mW
- Package: 5.6 mm, with Photo Diode



Electrical Connection

Pin Configuration	Bottom View								
<p>n-type</p> <table border="1"> <thead> <tr> <th>PIN</th> <th>Function</th> </tr> </thead> <tbody> <tr> <td>1</td> <td>LD Cathode</td> </tr> <tr> <td>2</td> <td>LD Anode, PD Cathode</td> </tr> <tr> <td>3</td> <td>PD Anode</td> </tr> </tbody> </table>	PIN	Function	1	LD Cathode	2	LD Anode, PD Cathode	3	PD Anode	
PIN	Function								
1	LD Cathode								
2	LD Anode, PD Cathode								
3	PD Anode								

Absolute Maximum Ratings ($T_C=25^\circ\text{C}$)

Item	Symbol	Value	Unit
Optical Output Power	P_O (CW)	6	mW
LD Reverse Voltage	V_R (LD)	2	V
PD Reverse Voltage	V_R (PD)	30	V
Operating Case Temperature	T_C	-10 ... +50	$^\circ\text{C}$
Storage Temperature	T_{stg}	-40 ... +85	$^\circ\text{C}$

Specifications ($T_C=25^\circ\text{C}$)

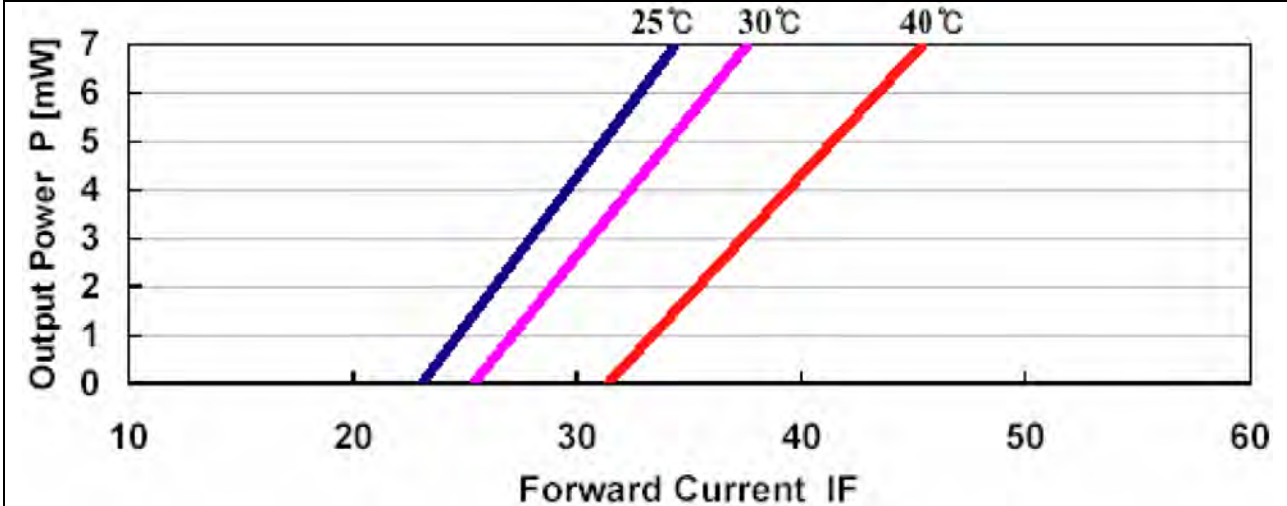
Item	Symbol	Min.	Typ.	Max.	Unit	
Optical Specifications						
Optical Output Power (CW)	P_O	-	5	-	mW	
Peak Wavelength	λ_P	630	635	640	nm	
FWHM Beam Divergence	$\theta_{ }$	6	8	12	deg	
	θ_{\perp}	28	34	40	deg	
Emission Point Accuracy	Angle	$\Delta\theta_{ }$	-	-	± 1.5	deg
		$\Delta\theta_{\perp}$	-	-	± 2.5	deg
Optical Distance	$\Delta X, \Delta Y, \Delta Z$	-	-	± 60	μm	
Electrical Specifications						
Threshold Current	I_{th}	-	30	40	mA	
Operating Current	I_{op}	-	34	50	mA	
Operating Voltage	V_{op}	-	2.2	2.7	V	
Monitor Current	I_m	0.1	0.15	0.5	mA	

The above specifications are for reference purpose only and subjected to change without prior notice.

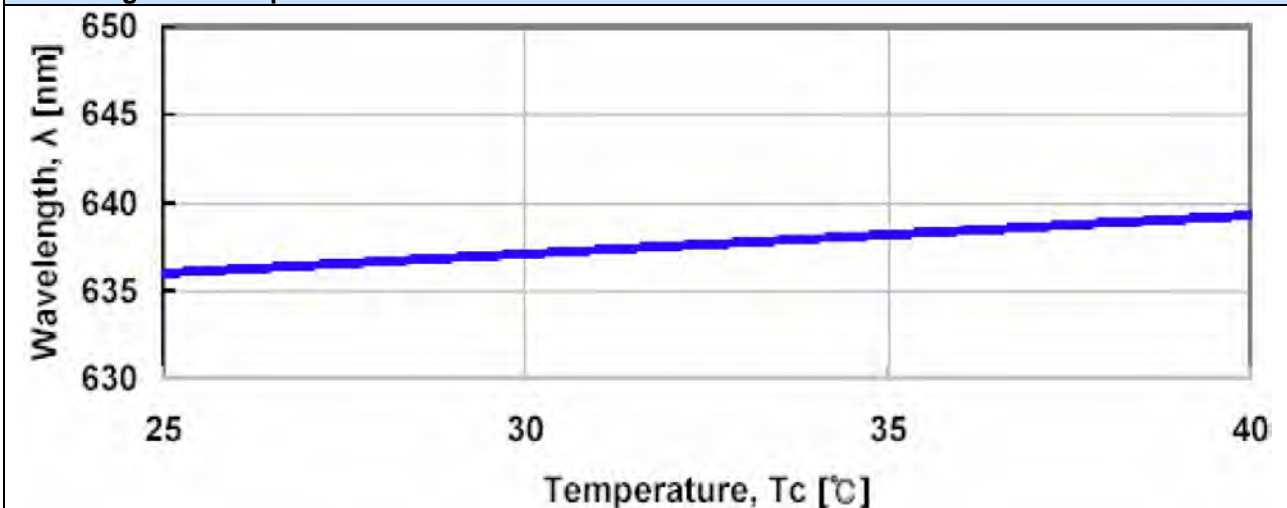


Typical Performance Curves

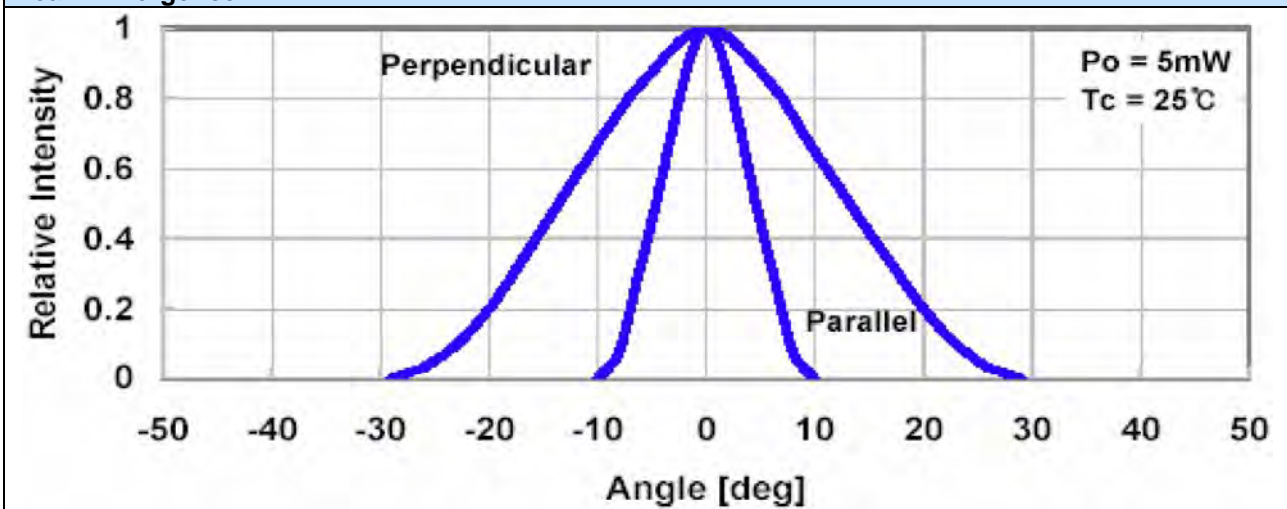
Optical Power vs. Forward Current



Wavelength vs. Temperature



Beam Divergence

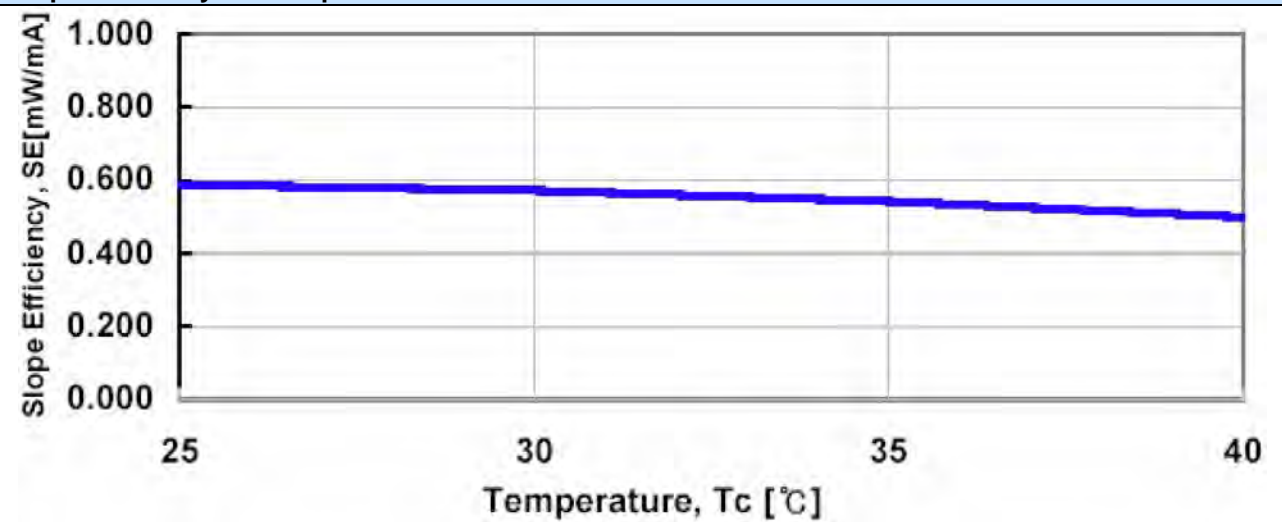




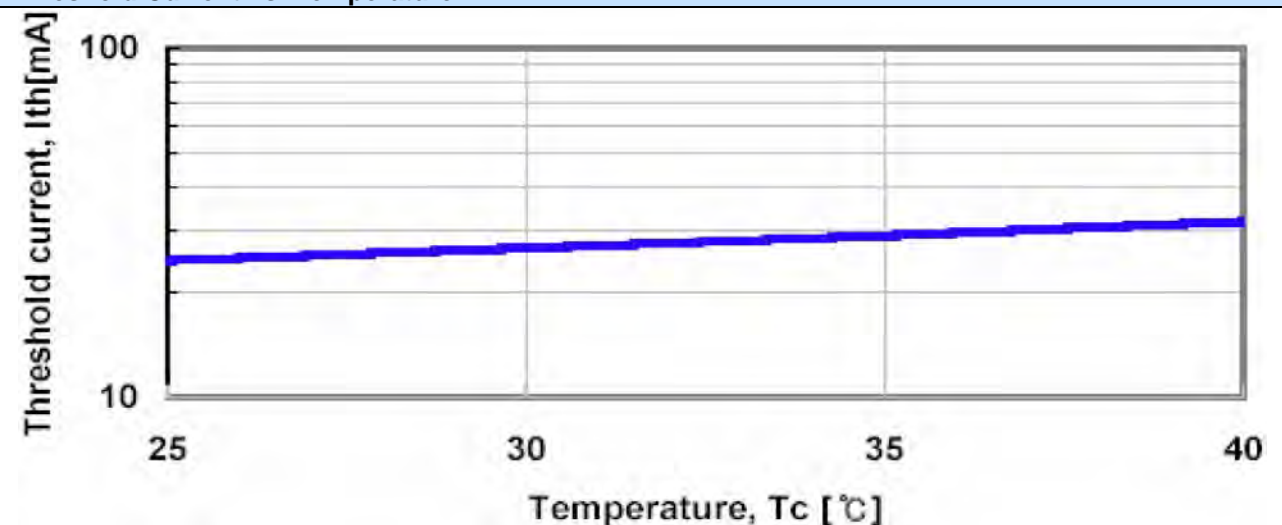
Monitor Current vs. Optical Output Power



Slope Efficiency vs. Temperature



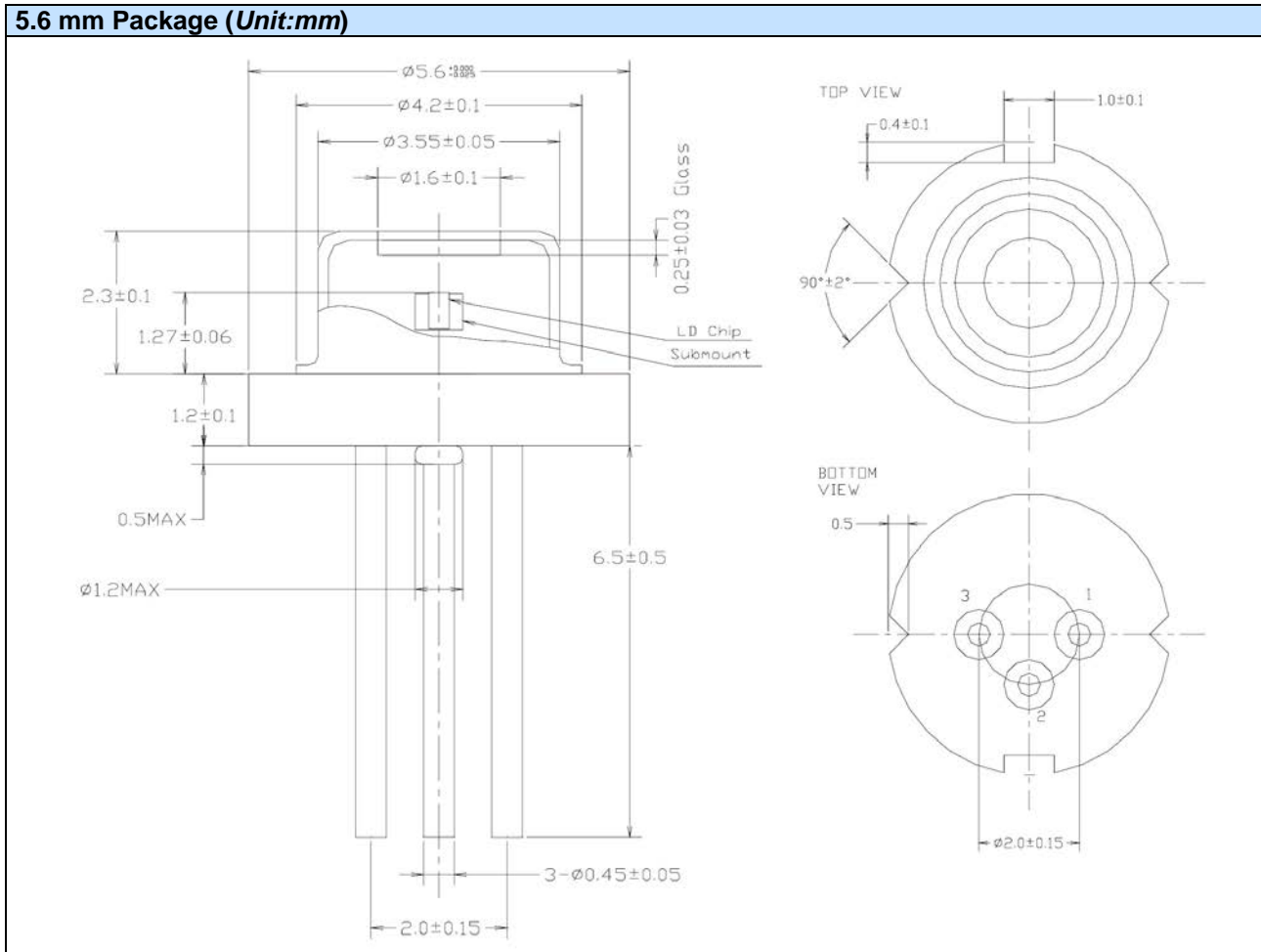
Threshold Current vs. Temperature





Package Dimensons

5.6 mm Package (Unit:mm)



Safety of Laser light

- Laser Light can damage the human eyes and skin. Do not expose the eye or skin directly to any laser light and/or through optical lens. When handling the LDs, wear appropriate safety glasses to prevent laser light, even any reflections from entering to the eye. Focused laser beam through optical instruments will increase the chance of eye hazard.



Cautions

1. Operating methode

- This LD shall change its forward voltage requirement and optical output power according to temperature change. Also, the LD will require more operation current to maintain same output power as it degrades. In order to maintain output power, use of APC (Automatic Power Control) is recommended. Which use monitor feedback to adjust the operation current.
- Confirm that electrical spike current generated by switching on and off does not exceed the maximum operating current level specified herein above as absolute maximum rating. Also, employ appropriate countermeasures to reduce chattering and/or overshooting in the circuit.



2. *Static Electricity*

- Static electricity or electrical surges will reduce and degrade the reliability of the LDs. It is recommended to use a wrist trap or anti-electrostatic glove when handling the product.

3. *Absolute Maximum Rating*

- Active layer of LDs shall have high current density and generate high electric field during its operation. In order to prevent excessive damage, the LD must be operated strictly below absolute maximum rating.



NOTE
LASERDIODE
MUST BE COOLED