

Features

- Designed for 12V - 60V battery-powered apps
- Wide input range (6.5V - 72V)
- 100V surge withstand
- -40°C to +105°C operation at 48V input, full load
- Short circuit protected
- Efficiency up to 83%, no need for heatsinks

Switching Regulator

R-78HE-0.3

0.3 Amp
SIP3
Single Output



Description

The R-78HE-5.0-0.3 is a low cost switching regulator module in a compact SIP3 package that has been specially designed for battery-powered use, but will find many other high input voltage applications. The exceptionally wide input voltage and operating temperature range, high MTBF (15 mio. hrs), tight regulation and low quiescent current consumption makes this converter ideal for 36V/48V lithium-ion and 12V/24V/48V lead-acid battery-powered applications. The 100V surge withstand capability means that external voltage clamping circuits can be eliminated and only a simple LC filter is needed for Class A and B EMC conformity.

Selection Guide

| Part Number | Input Voltage Range [VDC] | Output Voltage [VDC] | Output Current [mA] | Efficiency ⁽¹⁾ | | Max. Capacitive Load ⁽²⁾ [µF] |
|---------------|---------------------------|----------------------|---------------------|---------------------------|----------------|--|
| | | | | @ min. Vin [%] | @ max. Vin [%] | |
| R-78HE5.0-0.3 | 6.5 - 72 | 5 | 300 | 83 | 72 | 470 |

Notes:

Note1: Efficiency is tested at full load at +25°C ambient

Note2: Max. Cap Load is tested at nominal input and constant resistive load

Model Numbering



Specifications (measured @ Ta= 25°C, nom. Vin, full load and after warm-up unless otherwise stated)

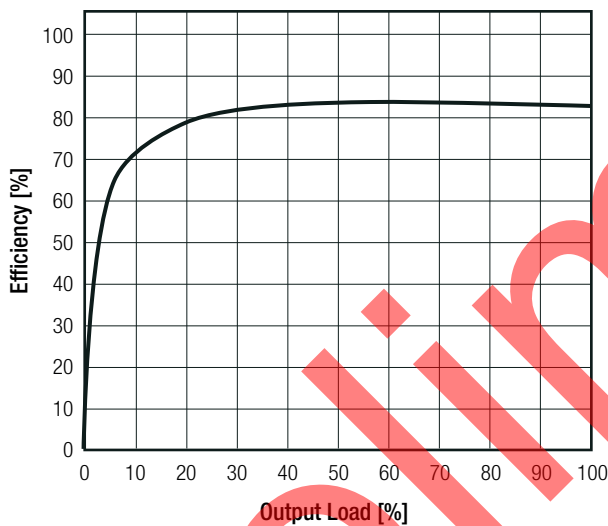
BASIC CHARACTERISTICS

| Parameter | Condition | Min. | Typ. | Max. |
|--|-----------------------|--------|------------------|-----------|
| Internal Input Filter | | | | capacitor |
| Input Voltage Range | nom. Vin= 24VDC | 6.5VDC | | 72VDC |
| Input Surge Voltage | 100ms max. | | | 100VDC |
| Quiescent Current | | | 1.5mA | 3mA |
| Under Voltage Lockout | DC-DC ON DC-DC OFF | | 5.3VDC 5.1VDC | |
| Minimum Load | | 0% | | |
| Internal Operating Frequency | nom. Vin= 24VDC | | 135kHz | |
| Output Ripple and Noise ⁽³⁾ | 20MHz BW | | | 150mVp-p |

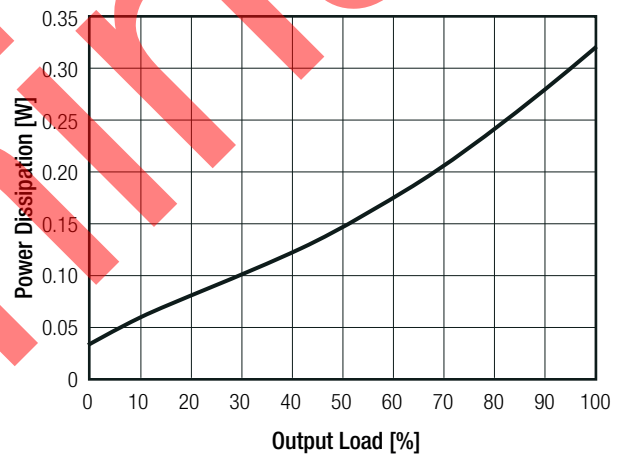
Notes:

Note3: Measurements are made with a 10µF MLCC across output (low ESR)

Efficiency vs. Load



Power Dissipation vs. Load



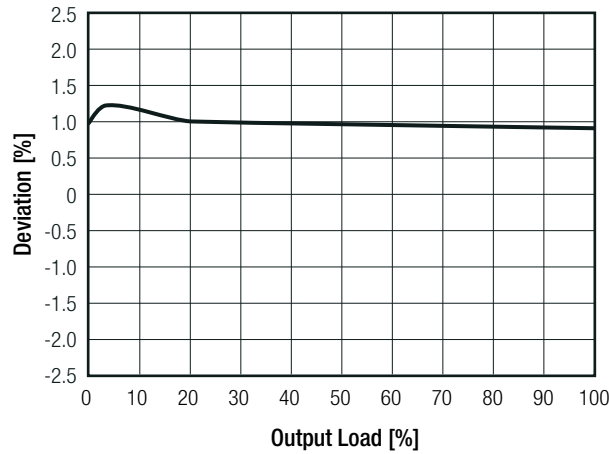
REGULATIONS

| Parameter | Condition | | Value |
|-----------------|----------------------------------|----------------------|--------------------------|
| Output Accuracy | full load | | ±1.0% typ. / ±2.5% max. |
| Line Regulation | low line to high line, full load | 8-72Vin 6.5-72Vin | ±1.0% typ. ±1.5% max. |
| Load Regulation | 0% to 100% load | | 1.0% typ. |

continued on next page

Specifications (measured @ Ta= 25°C, nom. Vin, full load and after warm-up unless otherwise stated)

Deviation vs. Load



PROTECTIONS

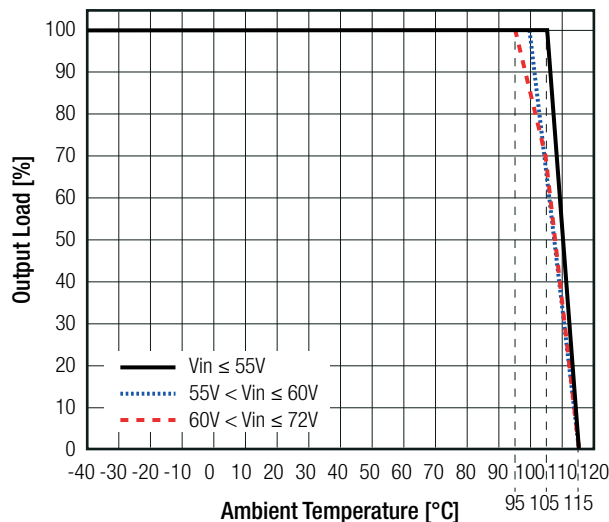
| Parameter | Condition | Value |
|--------------------------------|-------------|--------------------------------|
| Short Circuit Protection (SCP) | below 100mΩ | continuous, automatic recovery |
| Over Current Protection (OCP) | | hiccup mode, 160% typ. |

ENVIRONMENTAL

| Parameter | Condition | Value |
|-----------------------------|--|---|
| Operating Temperature Range | @ natural convection 0.1m/s full load, 48Vin refer to derating graph | -40°C to +105°C -40°C to +115°C |
| Maximum Case Temperature | | 120°C |
| Temperature Coefficient | | 0.02%/K |
| Thermal Impedance | 0.1m/s, horizontal | 37K/W |
| Operating Altitude | | 2000m |
| Operating Humidity | non-condensing | 5% - 95% RH max. |
| Pollution Degree | | PD2 |
| Shock | | according to MIL-STD 202G standard |
| Vibration | | according to MIL-STD 202G standard |
| MTBF | according to MIL-HDBK-217F, G.B. | +25°C +95°C 15000 x 10 ³ hours 1000 x 10 ³ hours |

Derating Graph

(@ Chamber and natural convection 0.1 m/s)



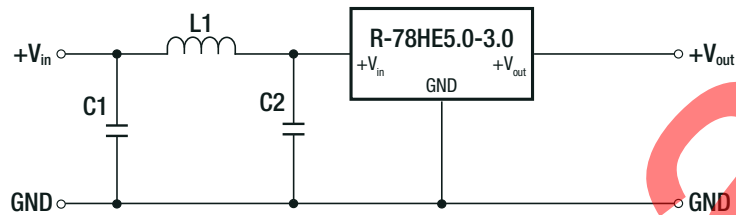
Specifications (measured @ Ta= 25°C, nom. Vin, full load and after warm-up unless otherwise stated)

SAFETY AND CERTIFICATIONS

| Certificate Type (Safety) | Report / File Number | Standard |
|---------------------------|----------------------|------------------------------|
| RoHS2 | | RoHS 2011/65/EU + AM2015/863 |

| EMC Compliance | Condition | Standard / Criterion |
|---|----------------------|------------------------|
| Electromagnetic compatibility of multimedia equipment - Emission requirements | with external filter | EN55032, Class A and B |

EMC Filter suggestion according to EN55032 Class A and B



Component List

| Level | C1 | C2 | L1 |
|---------|-------|-------|--------------------|
| Class A | 2.2µF | - | 12µH choke RLS-126 |
| Class B | 2.2µF | 2.2µF | 68µH choke RLS-686 |

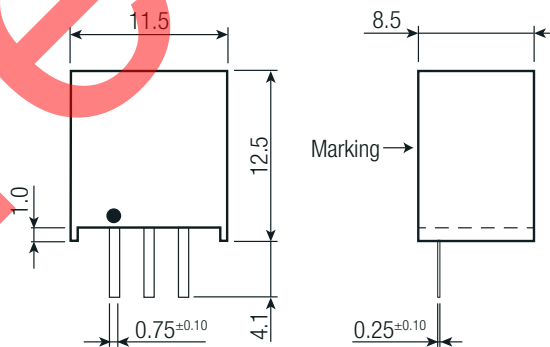
DIMENSION AND PHYSICAL CHARACTERISTICS

| Parameter | Type | Value |
|-------------------|------------------------|--|
| Material | case potting PCB | non-conductive black plastic, (UL94 V-0) epoxy, (UL94 V-0) FR4, (UL94 V-0) |
| Dimension (LxWxH) | | 11.5 x 8.5 x 12.5mm |
| Weight | | 2.6g typ. |

Dimension Drawing (mm)



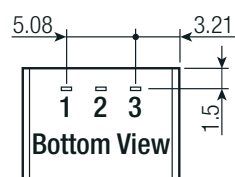
embossed logo



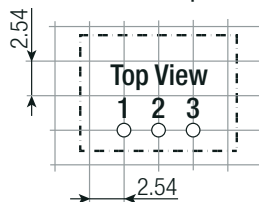
Pin Connections

| Pin # | Function |
|-------|----------|
| 1 | +Vin |
| 2 | GND |
| 3 | +Vout |

Tolerance: xx.x= ±0.50mm
xx.xx= ±0.25mm



Recommended Footprint Details



Specifications (measured @ Ta= 25°C, nom. Vin, full load and after warm-up unless otherwise stated)

| PACKAGING INFORMATION | | |
|-----------------------------|----------------|-----------------------|
| Parameter | Type | Value |
| Packaging Dimension (LxWxH) | tube | 530.0 x 10.7 x 23.2mm |
| Packaging Quantity | tube | 42pcs |
| Storage Temperature Range | | -55°C to +125°C |
| Storage Humidity | non-condensing | 95% RH max. |

preliminary

The product information and specifications may be subject to changes even without prior written notice. The product has been designed for various applications; its suitability lies in the responsibility of each customer. The products are not authorized for use in safety-critical applications without RECOM's explicit written consent. A safety-critical application is an application where a failure may reasonably be expected to endanger or cause loss of life, inflict bodily harm or damage property. The applicant shall indemnify and hold harmless RECOM, its affiliated companies and its representatives against any damage claims in connection with the unauthorized use of RECOM products in such safety-critical applications.