



HIGH VOLTAGE SILICON RECTIFIER

R1200 THRU R5000

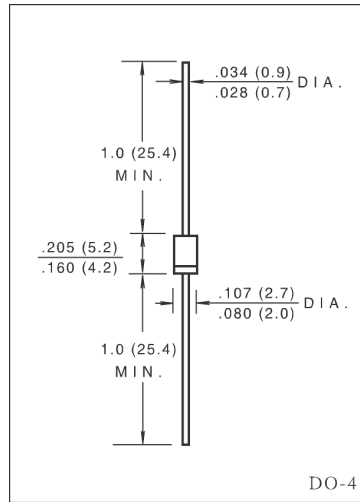
VOLTAGE RANGE 1200 to 5000 Volts
CURRENT 0.2 - 0.5 Amperes

FEATURES

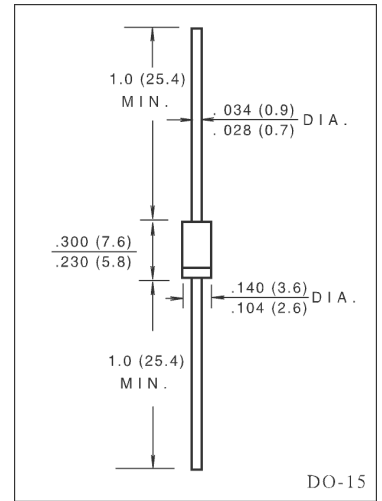
- Low leakage
- High surge capability
- High current capability
- High temperature soldering guaranteed:
260°C/10 seconds. 0.375" (9.5mm) lead length
at 5lbs. (2.3kg) tension.

MECHANICAL DATA

- Case: Transfer molded plastic
- Epoxy: UL94V - 0 rate flame retardant
- Polarity: Color band denotes cathode end.
- Lead: Plated slug, solderable per MIL - STD 202 E
method 208C
- Mounting position: Any
- Weight: 0.012 ounce, 0.33grams (DO-41)
0.014 ounce, 0.39 grams (DO-15)



(R1200 - R2000)



(R2500 - R5000)

MAXIMUM RATINGS AND ELECTRICAL CHARACTERISTICS

- Ratings at 25°C ambient temperature unless otherwise specified
- Single phase, half wave, 60Hz, resistive or inductive load.
- For capacitive load derate current by 20%

	SYMBOLS	R1200	R1500	R1800	R2000	R2500	R3000	R4000	R5000	UNIT
Maximum Repetitive Peak Reverse Voltage	V_{RRM}	1200	1500	1800	200	2500	3000	4000	5000	Volts
Maximum RMS Voltage	V_{RMS}	840	1050	1260	1400	1750	2100	2800	3500	Volts
Maximum DC Blocking Voltage	V_{DC}	1200	1500	1800	2000	2500	3000	4000	5000	Volts
Maximum Average Forward Rectified Current, 0.375" (9.5mm) Lead length at $T_A = 50^\circ C$	$I_{(AV)}$	500				200				mA
Peak Forward Surge Current 8.3ms single half sine - wave superimposed on rated load (JEDEC method)	I_{FSM}	30								Amps
Maximum Instantaneous Forward Voltage Drop at 0.5A / 0.2A	V_F	2.0		3.0		4.0		5.0		Volts
Maximum DC Reverse Current at rated DC blocking voltage	I_R	$T_A = 25^\circ C$								μA
		$T_C = 100^\circ C$								
Maximum Full Load Reverse Current, full cycle average 0.375" (9.5mm) lead length at $T_L = 75^\circ C$	$I_{R(AV)}$	30								
Operating and Storage Temperature Range	T_J, T_{STG}	(-65 to +150)								$^\circ C$



HIGH VOLTAGE SILICON RECTIFIER

RATINGS AND CHARACTERISTIC CURVES R1200 THRU R5000

FIG.1-TYPICAL FORWARD CURRENT
DERATING CURVE

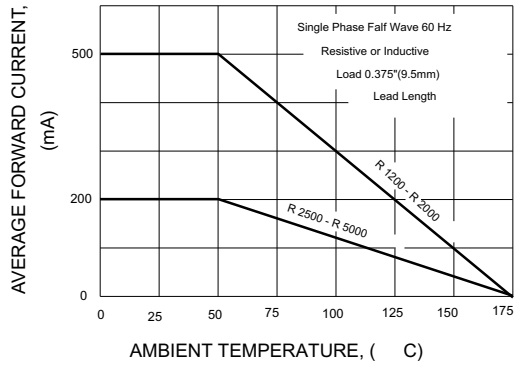


FIG.2-MAXIMUM NON-REPETITIVE PEAK
FORWARD SURGE CURRENT

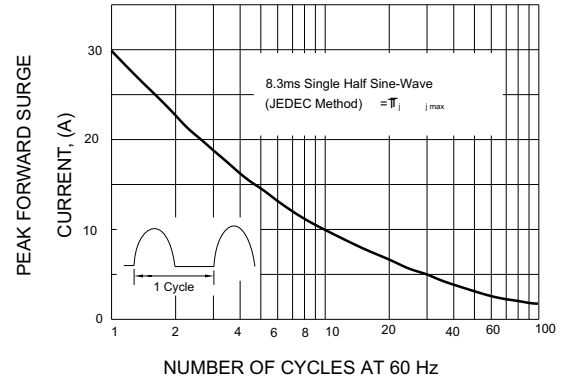


FIG.3-TYPICAL REVERSE
CHARACTERISTICS

