

For Photon Counting 5mm × 8mm Bialkali Photocathode 51mm(2 Inch) Diameter, Head — On Type

GENERAL

Parameter		R464	R585	Unit
Spectral Response		300 to 650	160 to 650	nm
Wavelength of Maximum Response		420		nm
Photocathode	Material	Bialkali		—
	Minimum Effective Area	5 × 8		mm
Window Material		Borosilicate glass	Synthetic silica	—
Dynode	Structure	Box and Grid		—
	Number of Stages	12		—
Base		21 pin glass base		—
Suitable Socket		E678–21A(supplied)		—

MAXIMUM RATINGS (Absolute Maximum Values)

Parameter		Value	Unit
Supply Voltage	Between Anode and Cathode	1500	Vdc
Average Anode Current		0.01	mA
Ambient Temperature		-80 to +50	°C

CHARACTERISTICS (at 25°C)

Parameter		Min.	Typ.	Max.	Unit
Cathode	Luminous(2856K)	30	50	—	μA/lm
Sensitivity	Radiant at 420nm	—	50	—	mA/W
Anode	Luminous(2856K)	100	300	—	A/lm
Sensitivity	Radiant at 420nm	—	3.0 × 10 ⁵	—	A/W
Gain		—	6.0 × 10 ⁶	—	—
Anode Dark Counts		—	5	15	cps
Time Response	Anode Pulse Rise Time	—	13	—	ns
	Electron Transit Time	—	70	—	ns

NOTE: Anode characteristics are measured with the voltage distribution ratio shown below.

VOLTAGE DISTRIBUTION RATIO AND SUPPLY VOLTAGE

Electrode	K	G	Dy1	Dy2	Dy3	Dy4	Dy5	Dy6	Dy7	Dy8	Dy9	Dy10	Dy11	Dy12	P
Ratio	4	0	2.5	1.5	1	1	1	1	1	1	1	1	1	1	1

Supply Voltage:1000Vdc, K:Cathode, Dy:Dynode, G:Grid, P:Anode

Subject to local technical requirements and regulations, availability of products included in this promotional material may vary. Please consult with our sales office.

Information furnished by HAMAMATSU is believed to be reliable. However, no responsibility is assumed for possible inaccuracies or omissions. Specifications are subject to change without notice. No patent rights are granted to any of the circuits described herein. © 1996 Hamamatsu Photonics K.K.

PHOTOMULTIPLIER TUBES R464,R585

Figure 1: Typical Spectral Response

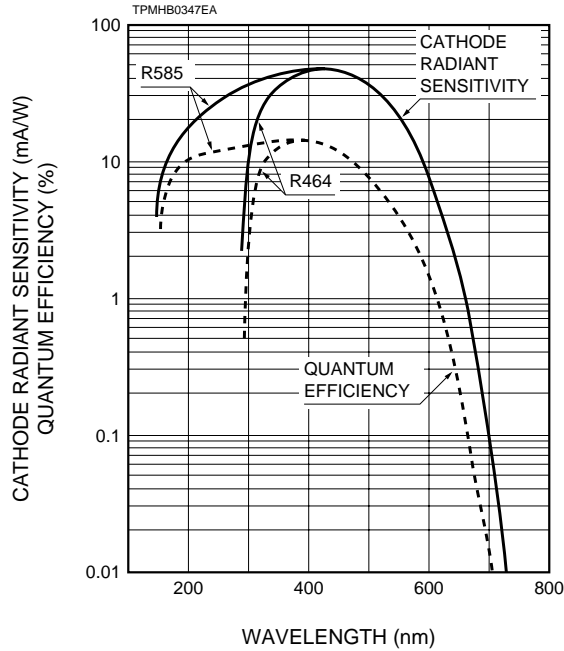


Figure 2: Typical Gain

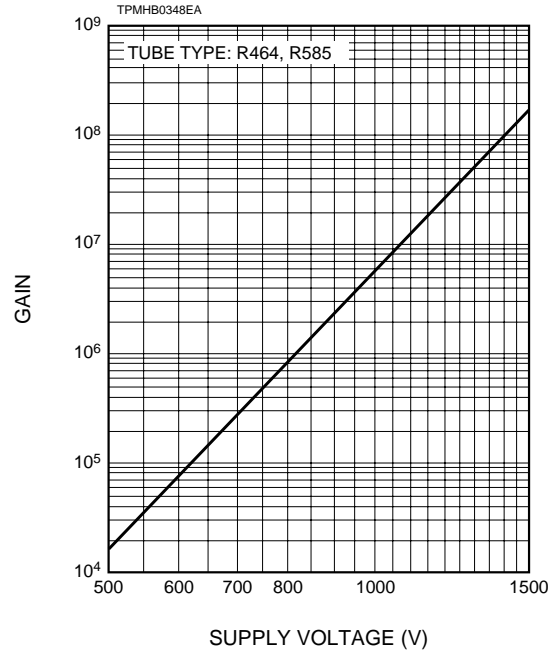


Figure 3: Typical Single Pulse Height Distribution of Dark Current

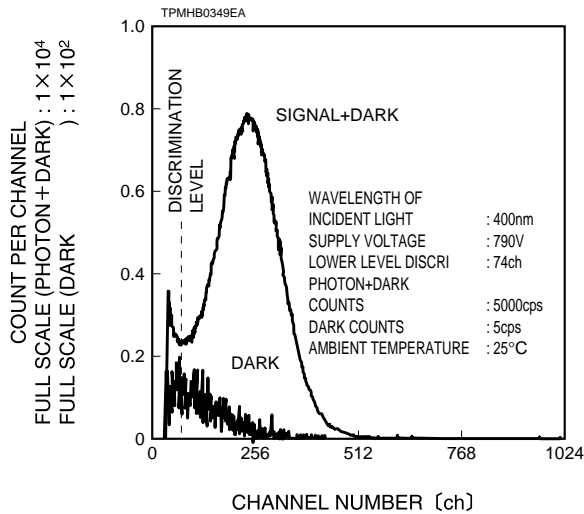
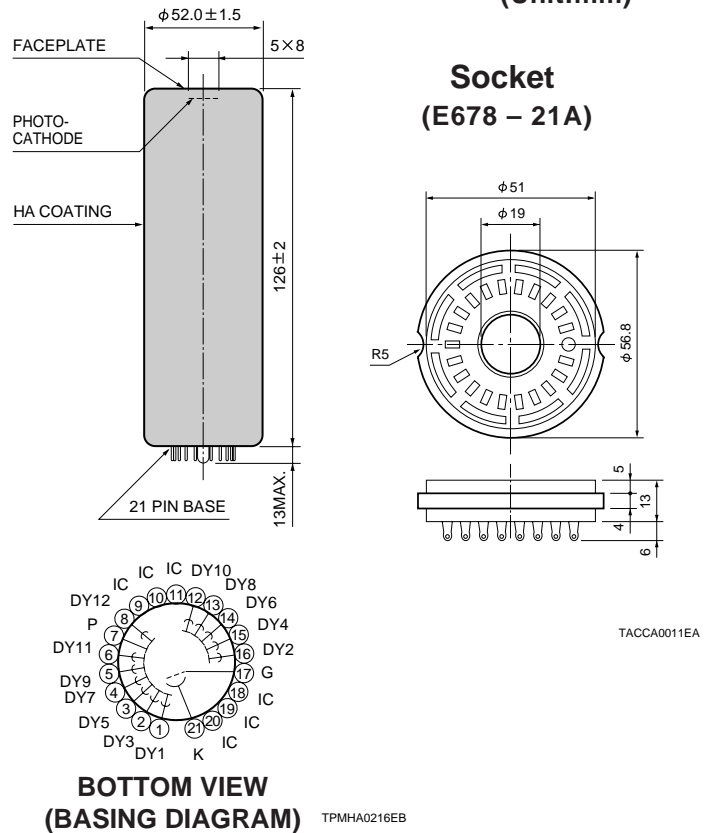


Figure 4: Dimensional Outline and Basing Diagram (Unit:mm)



HAMAMATSU

HAMAMATSU PHOTONICS K.K., Electoron Tube Center

314-5, Shimokanzo, Toyooka-village, Iwata-gun, Shizuoka-ken, 438-0193, Japan, Telephone: (81)539/62-5248, Fax: (81)539/62-2205

U.S.A.: Hamamatsu Corporation: 360 Foothill Road, Bridgewater, N.J. 08807-0910, U.S.A., Telephone: (1)908-231-0960, Fax: (1)908-231-1218

Germany: Hamamatsu Photonics Deutschland GmbH: Arzbergerstr. 10, D-82211 Herrsching am Ammersee, Germany, Telephone: (49)8152-375-0, Fax: (49)8152-2658

France: Hamamatsu Photonics France S.A.R.L.: 8, Rue du Saule Trapu, Parc du Moulin de Massy, 91882 Massy Cedex, France, Telephone: (33)1 69 53 71 00, Fax: (33)1 69 53 71 10

United Kingdom: Hamamatsu Photonics UK Limited: Lough Point, 2 Gladbeck Way, Windmill Hill, Enfield, Middlesex EN2 7JA, United Kingdom, Telephone: (44)181-367-3560, Fax: (44)181-367-6384

North Europe: Hamamatsu Photonics Norden AB: Färögatan 7, S-164-40 Kista Sweden, Telephone: (46)8-703-29-50, Fax: (46)8-750-58-95

Italy: Hamamatsu Photonics Italia: S.R.L.: Via Della Moia, 1/E, 20020 Arese, (Milano), Italy, Telephone: (39)2-935 81 733, Fax: (39)2-935 81 741

TPMH1140E02
JUN. 1998