

Features

Regulated Converters

- AC-DC Power Supply
- 60 Watt PCB Mount Package
- Universal Input Voltage Range
- 3000VAC Isolation
- Low Output Ripple and Noise
- Short Circuit Protected

POWERLINE

AC/DC-Converter

RAC60-SA Series

Selection Guide

Part Number	Input Range (VAC)	Output Voltage (VDC)	Output Current (mA)	Output Ripple & Noise (mVp-p)	Efficiency %
RAC60-05SA	90-264	5	10000	100	76
RAC60-12SA	90-264	12	5000	150	80
RAC60-15SA	90-264	15	4000	200	80
RAC60-24SA	90-264	24	2500	300	80

Specifications

(typical at 25°C, nominal input voltage and after warm up time unless otherwise specified)

Input Voltage Range	90-264VAC or 120-370VDC	
Rated Power	60 Watts max.	
Input Frequency Range (for AC Input)	47-63Hz	
Input Current (full load)	2000mA max. (115VAC) / 1000mA max. (230VAC)	
Inrush Current (<2mS)	20A max. (115VAC) / 40A max. (230VAC)	
Leakage Current	3.5mA max.	
Output Voltage Accuracy (Full load)	±2%	
Line Voltage Regulation (LL to HL at full load)	Single	±1% typ.
Load Voltage Regulation (5% to 100% full load)	Single	±1% typ.
Minimum Load	1%	
Output Ripple (20MHz limited)	see table	
Output Trim	±10%	
Operating Frequency	133kHz typ.	
Efficiency at Full Load	see table	
Isolation Voltage (input to output)	3.000VAC min.	
Temperature Coefficient	±0.02%/°C typ.	
Isolation Resistance	100 MOhm max.	
Short Circuit Protection	Continuous, Hiccup, Automatic Restart	
Operating Temperature Range	free air convection, with derating	-25°C to +70°C
Storage Temperature Range	-40°C to +85°C	
Humidity	95% RH max.	
Case Material	Plastic Resin with Fibreglass (UL94V-0)	
Package Weight	420g	
MTBF (using MIL-HDBK-217F, 25°C)	>130 x 10 ³ hours	

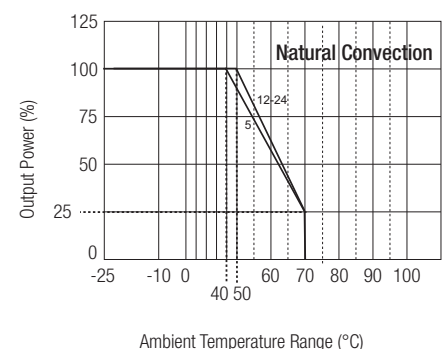
60 Watt Single Output



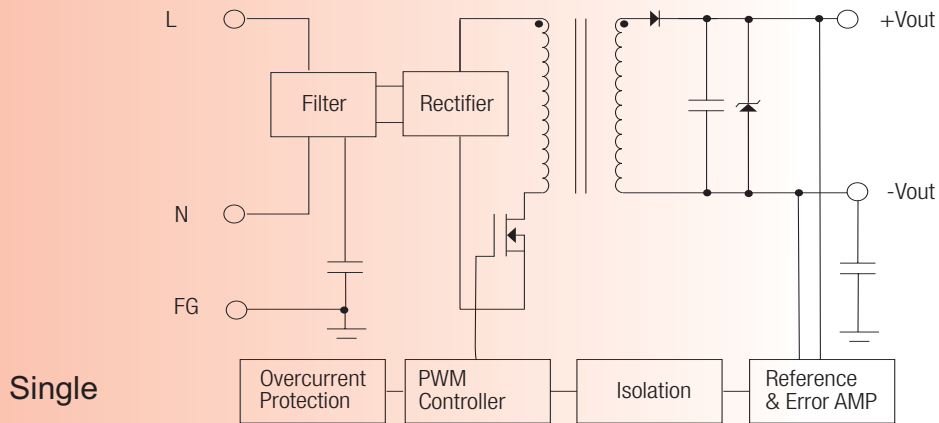
RECOM

Derating Graph

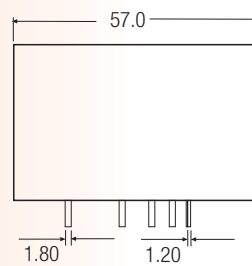
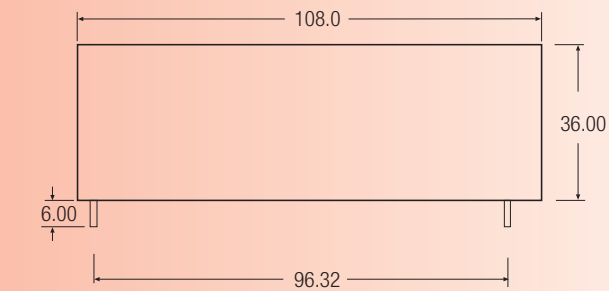
(Ambient Temperature)



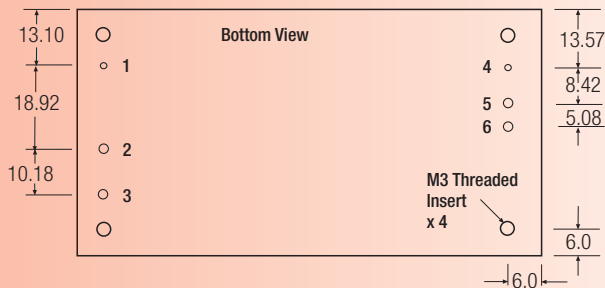
Simplified Schematics



Package Style and Pinning



3rd angle projection



Pin Connections- Single Output

Pin #	Dia.(mm)	Function
1	1.2	FG
2	1.8	VAC in (N)
3	1.8	VAC in (L)
4	1.2	Trim
5	1.8	-VDC Out
6	1.8	+VDC Out

XX.X ± 0.5 mm
XX.XX ± 0.25 mm