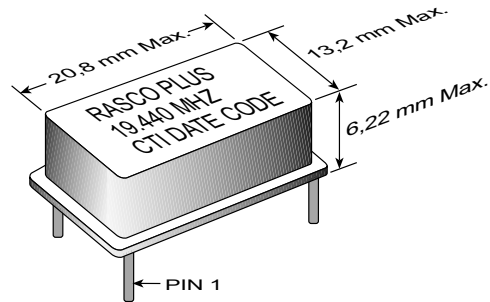


- 4-pin Package, Compatible with 14-pin DIL
- 1.25MHz to 20MHz Frequency Range
- TTL/CMOS Compatible
- Tight Symmetry (45/55%) Available
- Tri-State Option Available
- ± 100 ppm Stability Standard
- Tighter Stabilities Available
- ± 50 ppm Stability:- RASCO PLUS5
- Case Ground for EMI Protection



Not Recommended for New Designs. Refer to K1100F Series as an Alternative.

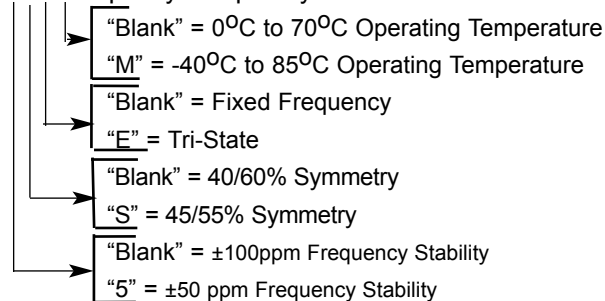
ELECTRICAL SPECIFICATIONS

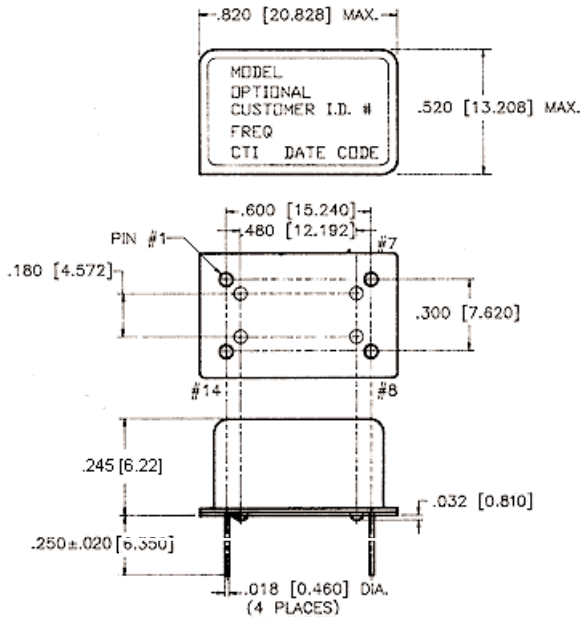
MODEL	RASCO PLUS
Frequency Range (MHz)	1.25 to 20
Frequency Stability (ppm)	
Overall	Inclusive of calibration, temperature, voltage, load, shock, vibration, aging
0°C to 70°C	$\pm 50, \pm 100$
-40°C to 85°C	± 150
Temperature Range (°C)	
Operating	-40°C to +85°C
Storage	-55°C to +125°C
Supply Voltage (V)	1.5V $\pm 10\%$
Supply Current (mA)	<20
Output TTL/CMOS	
"0" Level (V _{OL})	0.9 V _{CC}
"1" Level (V _{OH})	0.1 V _{CC}
Load	50pF/10TTL Gates
T _R & T _F (ns)	<5
Symmetry (%)	40/60
Jitter (Typical)	5ps RMS @ 20MHz
Start up Time (ms)	<5

OBSOLETE

PART NUMBERING GUIDE

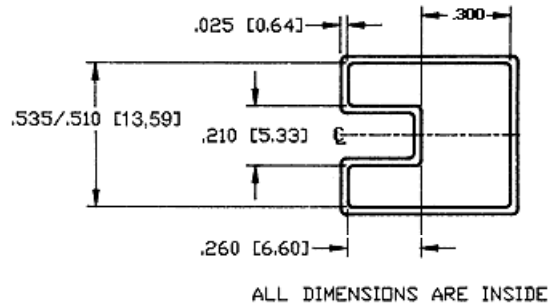
RASCO PLUS XXXX- Specify Frequency





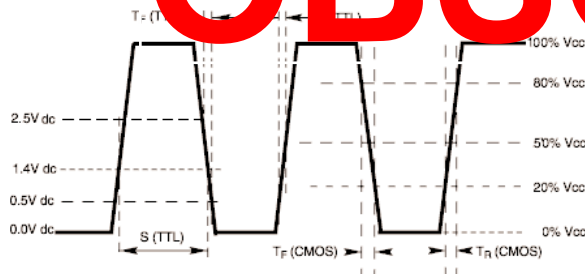
PIN	FUNCTION
1	N/C / Tri-State
2	Ground
3	Output
4	+V _{CC}

SHIPPING TUBE CROSS SECTION

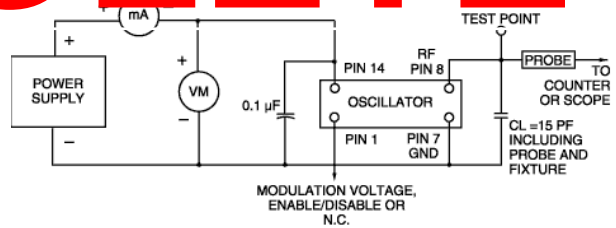


OBSOLETE

OUTPUT WAVEFORM



TEST CIRCUIT DIAGRAM



MECHANICAL AND ENVIRONMENTAL SPECIFICATIONS

TEST METHODS	REFERENCE PROCEDURES	DESCRIPTION
Temperature Cycle	MIL-STD-833, Mtd 1010, Cond. B	-55°C to +125°C; Air-to-Air; 100 cycles; 10 min. dwell
Mechanical Shock	MIL-STD-883, Mtd 2002, Cond. B	1500 g's
Vibration	MIL-STD 883, Mtd 2007, Cond. B	20-2000 Hz; 0.06 inch; 15g's; 3 planes
Humidity Steady State	MIL-STD-202, Mtd 103	40°C; 90%-95% R.H.; 56 days
Thermal Shock	MIL-STD-883, Mtd 1011.7 Cond. B	100°C to 0°C; Water-to-Water; 15 cycles
Electrostatic Discharge	MIL-STD-883, Mtd 3015 Class II	2 KV to 4 KV Threshold
Solderability	MIL-STD-883, Mtd 2022.2	Solder dip; Meniscograph Criteria
Hermeticity	MIL-STD-883, Mtd 1014.8, Cond. A1	Mass spectro. 2 x 10 ⁻⁸ atmos. CC/sec He
Resistance to Soldering	MIL-STD-202, Mtd 210D, Cond. J	235°C; 30 seconds
Lead Integrity	MIL-STD-883, Mtd 2004.5, Cond. A, B1	Lead tension & bend stress
Marking Permanence	MIL-STD-883, Mtd 2015.8	Resistance to solvents
Life Test	MIL-STD-883, Mtd 1005.6	125°C, powered, 1000 hours minimum