

Obsolete



Micro Commercial Components

Micro Commercial Components
20736 Marilla Street Chatsworth
CA 91311
Phone:(818) 701-4933
Fax: (818) 701-4939

**RB151
THRU
RB157**

Features

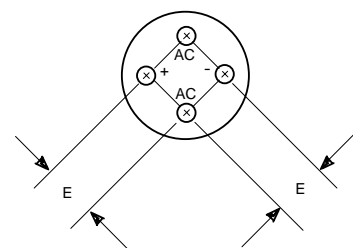
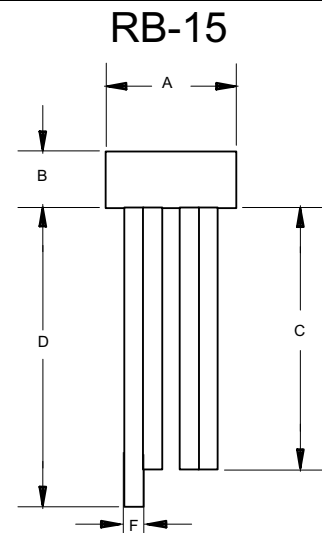
- Halogen free available upon request by adding suffix "-HF"
- Epoxy meets UL 94 V-0 flammability rating
- Moisture Sensitivity Level 1
- Lead Free Finish/Rohs Compliant (Note1) ("P" Suffix designates Compliant. See ordering information)
- Low Profile Package
- Any Mounting Position and Low Profile Package
- Silver Plated Copper Leads
- Surge Overload Rating of 50 Amps

Maximum Ratings

- Operating Temperature: -55°C to +125°C
- Storage Temperature: -55°C to +150°C
- Thermal Resistance Junction to Ambient : Rthja=40°C/W

MCC Catalog Number	Device Marking	Maximum Recurrent Peak Reverse Voltage	Maximum RMS Voltage	Maximum DC Blocking Voltage
RB151	RB151	50V	35V	50V
RB152	RB152	100V	70V	100V
RB153	RB153	200V	140V	200V
RB154	RB154	400V	280V	400V
RB155	RB155	600V	420V	600V
RB156	RB156	800V	560V	800V
RB157	RB157	1000v	700V	1000v

**1.5 Amp Single Phase Bridge Rectifier
50 to 1000 Volts**



Electrical Characteristics @ 25°C Unless Otherwise Specified

Average Forward Current	$I_{F(AV)}$	1.5A	$T_J = 25^\circ C$
Peak Forward Surge Current	I_{FSM}	50A	8.3ms, half sine
Maximum Forward Voltage Drop Per Element	V_F	1.0V	$I_{FM} = 1.5A;$ $T_J = 25^\circ C^*$
Maximum DC Reverse Current At Rated DC Blocking Voltage	I_R	10µA 1mA	$T_J = 25^\circ C$ $T_J = 100^\circ C$

*Pulse test: Pulse width 300 µsec, Duty cycle 1%

Notes: 1. High Temperature Solder Exemption Applied, see EU Directive Annex Notes 7.

DIM	INCHES		MM		NOTE
	MIN	MAX	MIN	MAX	
A	---	.358	---	9.10	
B	---	.169	---	4.60	
C	1.000	---	25.40	---	
D	1.098	---	27.90	---	
E	.180	.220	4.60	5.60	
F	.028	.032	0.71	0.81	

www.mccsemi.com

RB151 thru RB157

Figure 1
Typical Forward Characteristics

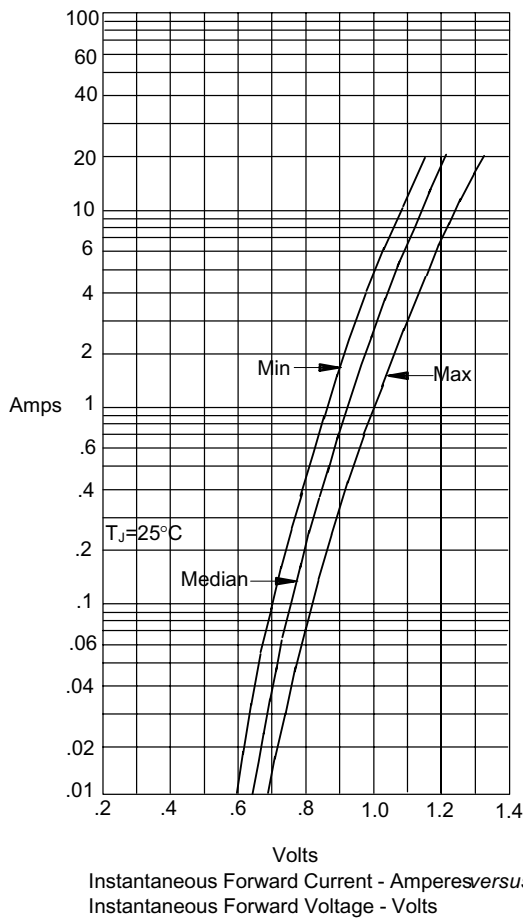


Figure 2
Typical Reverse Characteristics

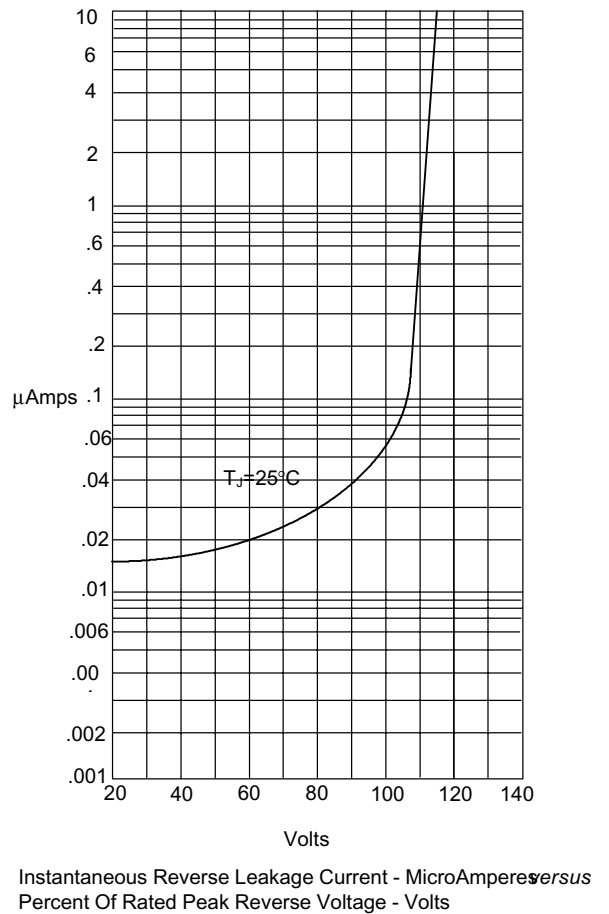


Figure 3
Forward Derating Curve

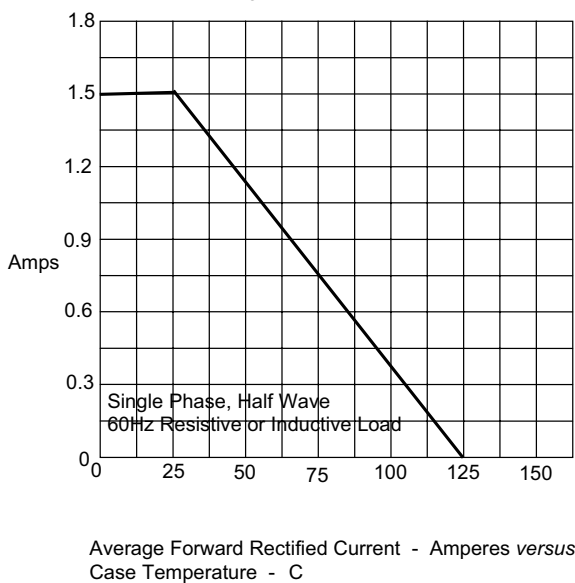
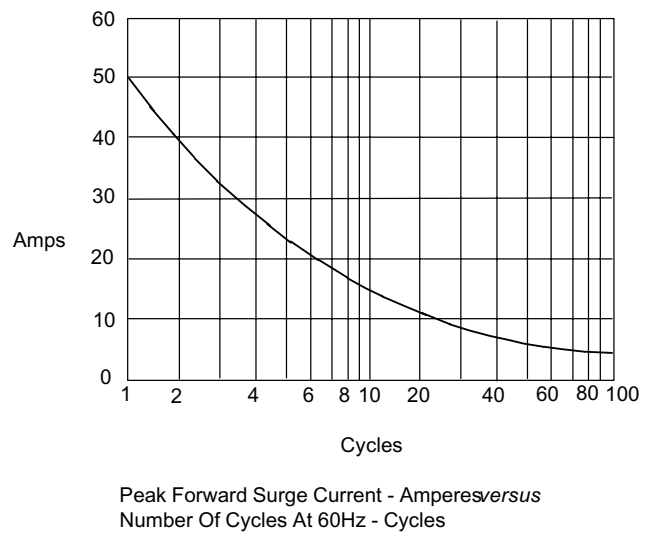


Figure 4
Peak Forward Surge Current





Micro Commercial Components

Ordering Information

Device	Packing
(Part Number)-BP	Bulk;15K/Ctn

Note : Adding "-HF" suffix for halogen free, eg. Part Number-BP-HF

IMPORTANT NOTICE

Micro Commercial Components Corp. reserves the right to make changes without further notice to any product herein to make corrections, modifications, enhancements, improvements, or other changes. **Micro Commercial Components Corp.** does not assume any liability arising out of the application or use of any product described herein; neither does it convey any license under its patent rights, nor the rights of others. The user of products in such applications shall assume all risks of such use and will agree to hold **Micro Commercial Components Corp.** and all the companies whose products are represented on our website, harmless against all damages.

LIFE SUPPORT

MCC's products are not authorized for use as critical components in life support devices or systems without the express written approval of Micro Commercial Components Corporation.

CUSTOMER AWARENESS

Counterfeiting of semiconductor parts is a growing problem in the industry. Micro Commercial Components (MCC) is taking strong measures to protect ourselves and our customers from the proliferation of counterfeit parts. MCC strongly encourages customers to purchase MCC parts either directly from MCC or from Authorized MCC Distributors who are listed by country on our web page cited below. Products customers buy either from MCC directly or from Authorized MCC Distributors are genuine parts, have full traceability, meet MCC's quality standards for handling and storage. **MCC will not provide any warranty coverage or other assistance for parts bought from Unauthorized Sources.** MCC is committed to combat this global problem and encourage our customers to do their part in stopping this practice by buying direct or from authorized distributors.

www.mccsemi.com