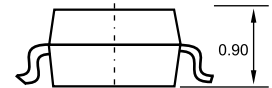
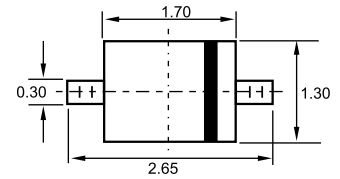



SOD-323

Features

- ✧ Low current rectifier Schottky diode
- ✧ Low voltage, low inductance
- ✧ For power supply

Maximum Ratings and Electrical Characteristics

Rating at 25°C ambient temperature unless otherwise specified.

Maximum Ratings

Dimensions in inches and (millimeters)

| Parameter | Symbol | Limits | Unit |
|----------------------------|-----------|----------|------|
| Peak reverse voltage | V_{RM} | 45 | V |
| DC reverse voltage | V_R | 40 | V |
| Mean rectifying current | I_O | 0.1 | A |
| Peak forward surge current | I_{FSM} | 1 | A |
| Junction temperature | T_j | 125 | °C |
| Storage temperature | T_{stg} | -40~+125 | °C |

Electrical Ratings

| Parameter | Symbol | Min. | Typ. | Max. | Unit | Conditions |
|-------------------------------|--------|------|------|------|------|-------------------|
| Forward voltage | V_F | | | 0.45 | V | $I_F=10mA$ |
| Reverse current | I_R | | | 1 | μA | $V_R=10V$ |
| Capacitance between terminals | C_T | | 6 | | pF | $V_R=10V, f=1MHZ$ |

Typical Characteristics

● Electrical characteristic curves ($T_a = 25^\circ\text{C}$)

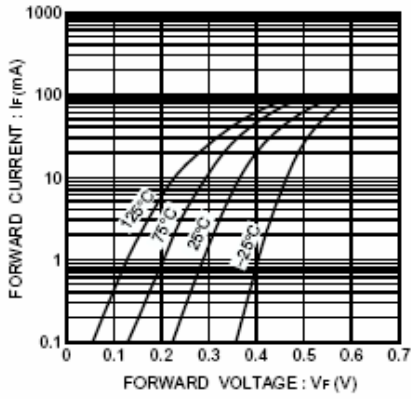


Fig. 1 Forward characteristics

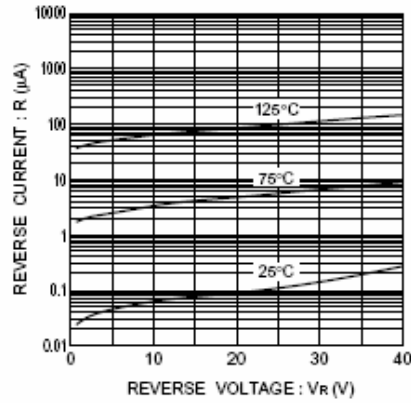


Fig. 2 Reverse characteristics

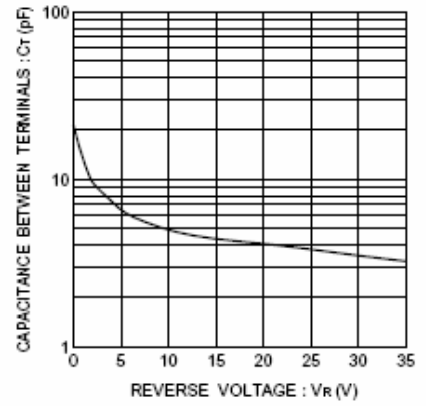


Fig. 3 Capacitance between terminals characteristics

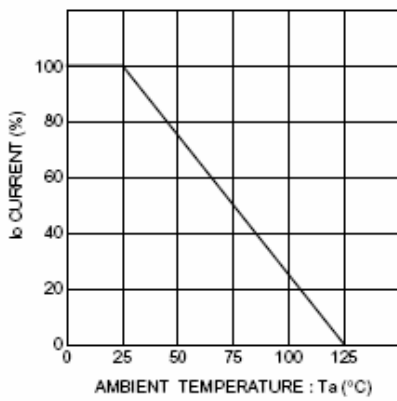


Fig. 4 Derating curve
(mounting on glass epoxy PCBs)