

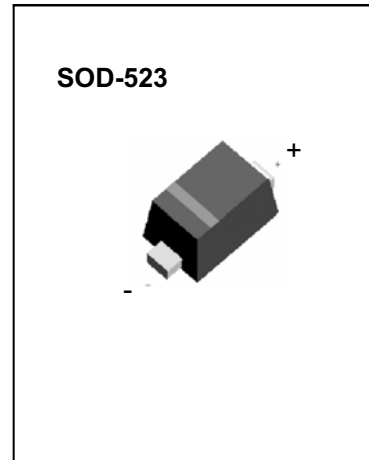


SOD-523 Plastic-Encapsulate Diodes

RB520S-30 Schottky barrier Diodes

FEATURES

- ⌘ Small surface mounting type
- ⌘ Low I_R . ($I_R = 0.1 \mu A$)
- ⌘ High reliability



MARKING: B

Maximum Ratings and Electrical Characteristics, Single Diode @ $T_A=25^\circ C$

Parameter	Symbol	Limits	Unit
DC reverse voltage	V_R	30	V
Mean rectifying current	I_O	200	mA
Peak forward surge current	I_{FSM}	1	A
Junction temperature	T_j	125	$^\circ C$
Storage temperature	T_{stg}	-40-125	$^\circ C$

Electrical Ratings @ $T_A=25^\circ C$

Parameter	Symbol	Min.	Typ.	Max.	Unit	Conditions
Forward voltage	V_F			0.6	V	$I_F=200mA$
Reverse current	I_R			1	μA	$V_R=10V$



Typical Characteristics

● Electrical characteristic curves (Ta=25°C)

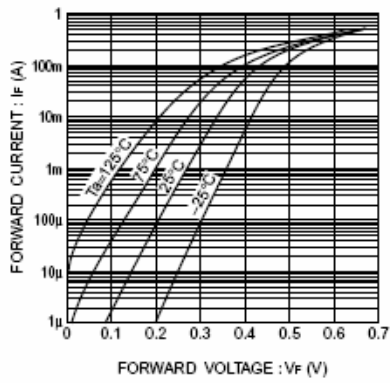


Fig. 1 Forward characteristics

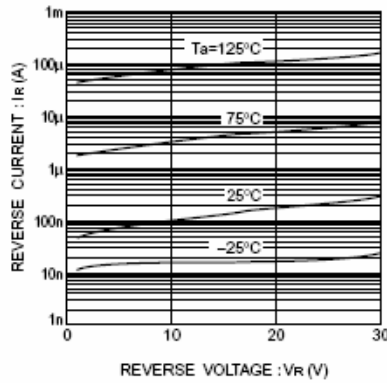


Fig. 2 Reverse characteristics

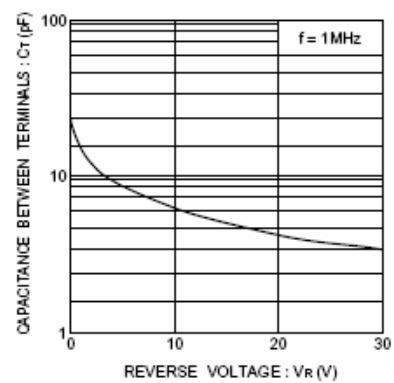


Fig. 3 Capacitance between terminals characteristics

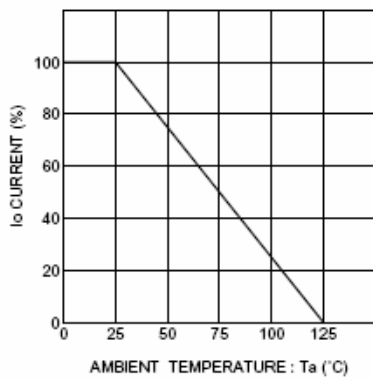


Fig 4. Derating curve (mounting on glass epoxy PCBs)