



RB551V-30

SURFACE MOUNT SCHOTTKY DIODE

This device is an extremely fast Schottky diode housed in the ultra-small SOD-323 package.

FEATURES

- Extremely low Vf
- Low capacitance for reduced insertion losses
- Reverse voltage rating of 30V
- In compliance with EU RoHS 2002/95/EC directives

APPLICATIONS

- Mobile phones and accessories
- Hand-held computers
- High speed switching applications

MECHANICAL DATA

Case: SOD-323, Plastic

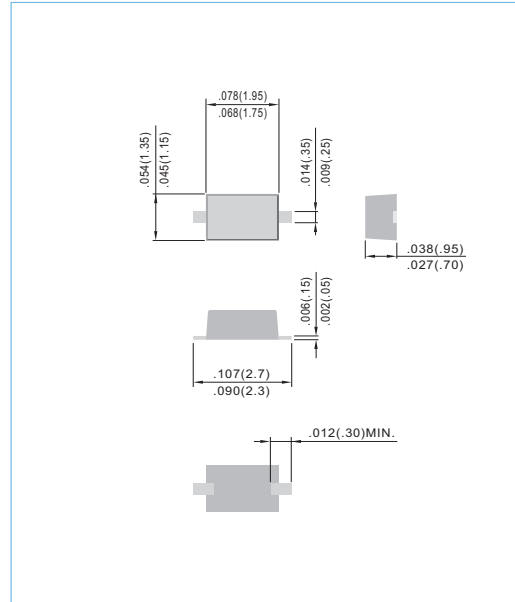
Terminals: Solderable per MIL-STD-750, Method 2026

Approx. Weight: 0.004 gram

Marking Code : 551

SOD-323

Unit: inch (mm)



MAXIMUM RATINGS $T_J=25^{\circ}\text{C}$ unless otherwise noted

Rating	Symbol	Value	Units
Peak Reverse Voltage $I_R=500\mu\text{A}$	V_{RM}	30	V
Continuous Reverse Voltage	V_R	20	V
Average Rectified Forward Current	$I_{F(AV)}$	500	mA
Non-repetitive Peak Forward Current, 60Hz Half Sine-Wave	I_{FSM}	5	A
Total Power Dissipation ⁽¹⁾	P_{TOT}	200	mW
Operating Junction Temperature Range	T_J	-55 to + 125	$^{\circ}\text{C}$
Storage Temperature Range	T_{STG}	-55 to + 150	$^{\circ}\text{C}$

Note 1. FR-5 Board 1.0 x 0.75 x 0.062 in.

THERMAL CHARACTERISTICS

Characteristic	Symbol	Value	Units
Thermal Resistance, Junction to Ambient	$R_{\theta JA}$	500	$^{\circ}\text{C/W}$



RB551V-30

ELECTRICAL CHARACTERISTICS $T_J=25^\circ\text{C}$ unless otherwise noted

Parameter	Symbol	Conditions	Min	Typ	Max	Units
Forward Voltage (Note 2)	V_F	$I_F=100\text{mA}$ $I_F=500\text{mA}$	-	-	0.36 0.47	V
Reverse Leakage Current	I_R	$V_R=20\text{V}$	-	-	100	μA
Total Capacitance	C_T	0Vdc Bias, $f = 1\text{MHz}$ 10Vdc Bias, $f = 1\text{MHz}$	-	-	85 20	pF

Note 2. Short duration pulse test to avoid self-heating effect

TYPICAL CHARACTERISTIC CURVES

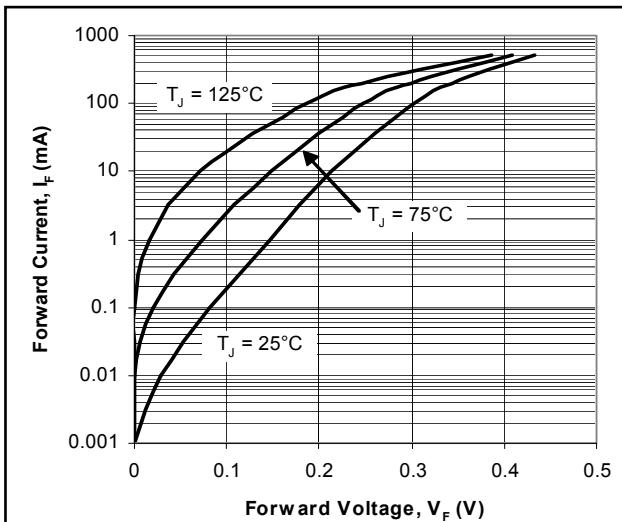


Fig. 1. Typical Forward Characteristics

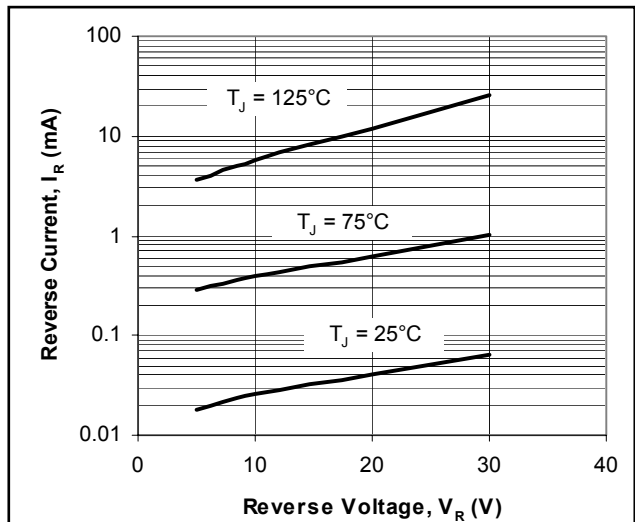


Fig. 2. Typical Reverse Characteristics

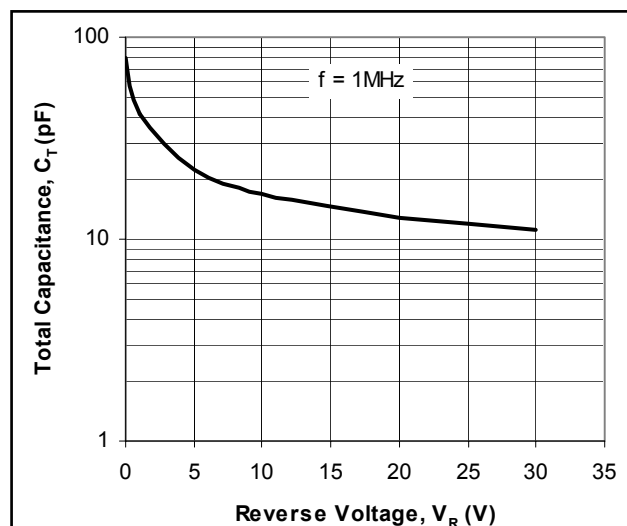
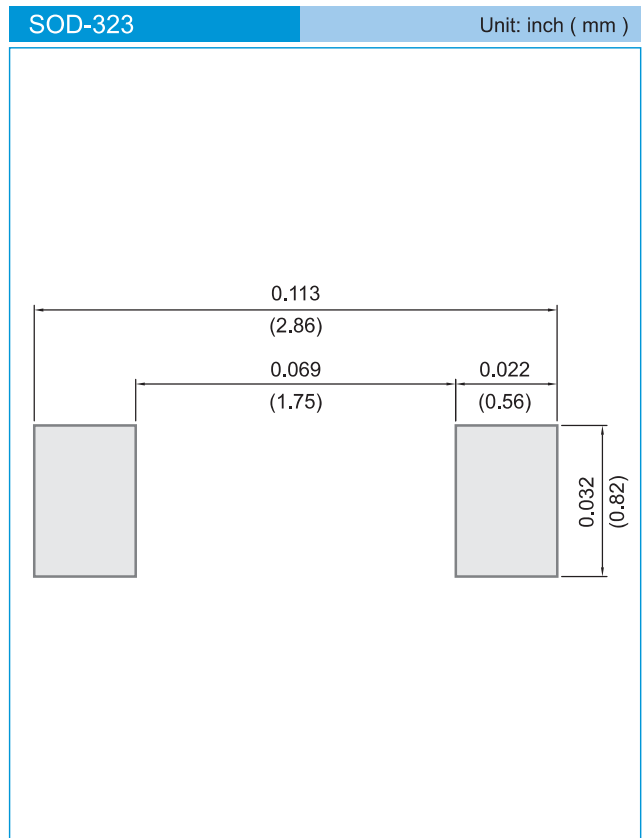


Fig. 3. Typical Capacitance



RB551V-30

MOUNTING PAD LAYOUT



ORDER INFORMATION

- Packing information
 - T/R - 12K per 13" plastic Reel
 - T/R - 5K per 7" plastic Reel

LEGAL STATEMENT

Copyright PanJit International, Inc 2010

The information presented in this document is believed to be accurate and reliable. The specifications and information herein are subject to change without notice. Pan Jit makes no warranty, representation or guarantee regarding the suitability of its products for any particular purpose. Pan Jit products are not authorized for use in life support devices or systems. Pan Jit does not convey any license under its patent rights or rights of others.