

**SURFACE MOUNT
SCHOTTKY BARRIER DIODE**

**REVERSE VOLTAGE – 30 Volts
FORWARD CURRENT – 0.5 Ampere**

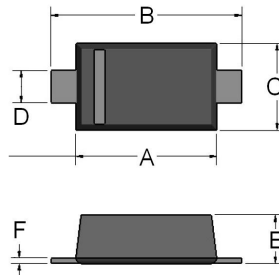
FEATURES

- Low forward voltage drop
- Flat lead SOD-323F small outline plastic package
- Surface device type mounting
- RoHS compliant
- Green EMC
- Matte tin(Sn) lead finish
- Band Indicates cathode

MECHANICAL DATA

- Case: SOD-323F plastic

SOD-323F



SOD-323F		
DIM.	MIN.	MAX.
A	1.60	1.80
B	2.30	2.70
C	1.15	1.35
D	0.25	0.40
E	0.80	1.00
F	0.05	0.25

All Dimensions in millimeter

MAXIMUM RATINGS @ T_A = 25°C unless otherwise specified

PARAMETER	SYMBOL	VALUE	UNIT
Power dissipation	P _D	200	mW
Repetitive peak reverse voltage	V _{RM}	30	V
Maximum DC blocking voltage	V _R	30	V
Average forward rectified current	I _{F(AV)}	500	mA
Peak forward surge current @ tp=8.3ms	I _{FSM}	5	A
Operating temperature range	T _J	-55 ~ +125	°C
Storage temperature range	T _{STG}	-65 ~ +125	°C

ELECTRICAL CHARACTERISTICS @ T_A = 25°C unless otherwise specified

PARAMETER	TEST CONDITION	SYMBOL	VALUE	UNIT
Breakdown voltage	I _R = 500 μA	B _V	30	V
Maximum DC reverse current at rated DC blocking voltage	V _R = 20 V	I _R	100	uA
Maximum DC forward voltage	I _F = 100 mA I _F = 500 mA	V _F	0.360 0.470	V

THERMAL CHARACTERISTICS @ T_A = 25°C unless otherwise specified

PARAMETER	SYMBOL	TYP.	UNIT
Typical thermal resistance	R _{thJC} R _{thJA}	96 225	°C/W

These ratings are limiting values above which the serviceability of the diode may be impaired.

REV. 2, JUL-2016, KSHR64

RATING AND CHARACTERISTIC CURVES
RB551V-30F



FIG.1-TYPICAL FORWARD CHARACTERISTICS

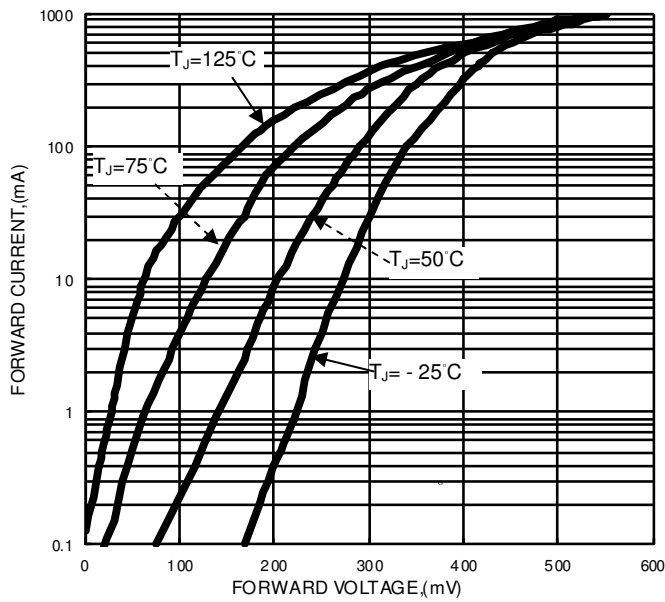


FIG.2-TYPICAL REVERSE CHARACTERISTICS

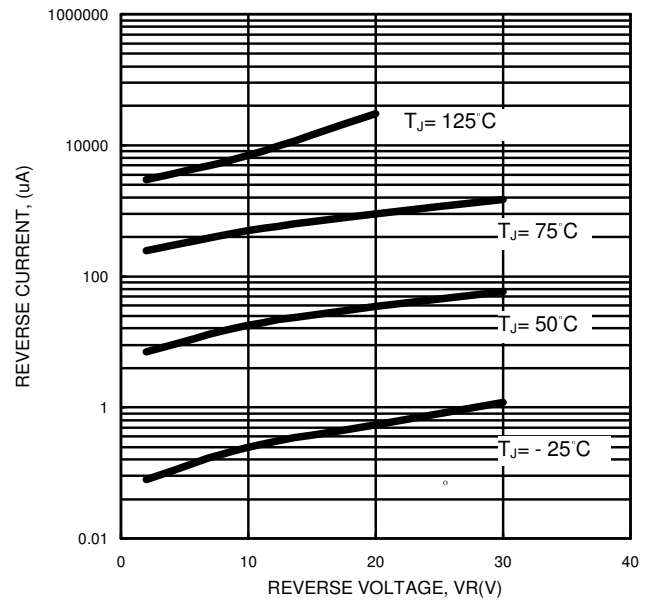
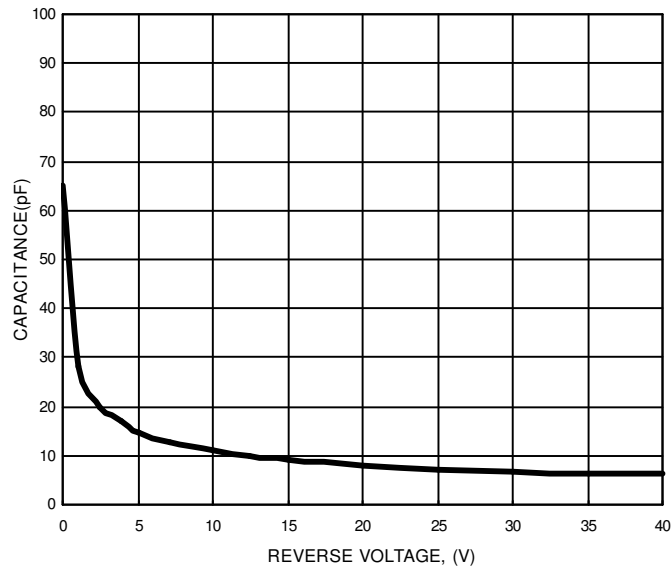


FIG.3-TYPICAL JUNCTION CAPACITANCE



Device Marking :

Device P/N	Marking	Equivalent Circuit Diagram
RB551V-30F	B3	1 2

Important Notice and Disclaimer

LSC reserves the right to make changes to this document and its products and specifications at any time without notice. Customers should obtain and confirm the latest product information and specifications before final design, purchase or use.

LSC makes no warranty, representation or guarantee regarding the suitability of its products for any particular purpose, nor does LSC assume any liability for application assistance or customer product design. LSC does not warrant or accept any liability with products which are purchased or used for any unintended or unauthorized application.

No license is granted by implication or otherwise under any intellectual property rights of LSC.

LSC products are not authorized for use as critical components in life support devices or systems without express written approval of LSC.