

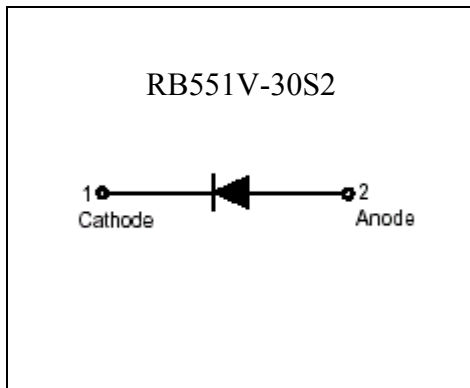
Small Signal Schottky Barrier diode

RB551V-30S2

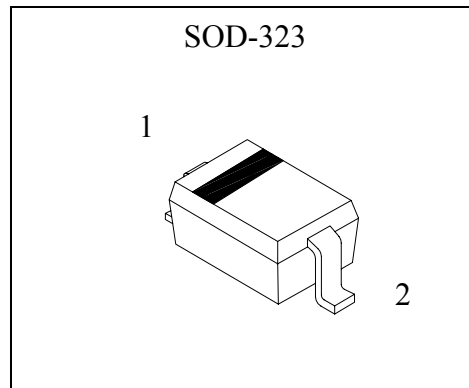
Description

The RB551V-30S2 is a silicon Schottky barrier diode fabricated in planar technology, and encapsulated in a small SOD-323 plastic SMD package.

Symbol



Outline



Features

- Small plastic SMD package
- Ultra low V_F , $V_F=0.45$ typ. at 0.5A
- High reliability

Applications

- High frequency rectification
- Switching regulators

Absolute Maximum Ratings @ $T_A=25^{\circ}C$

Parameters	Symbol	Min	Max	Unit
Peak Reverse voltage	V_{RM}	-	30	V
DC Reverse voltage	V_R		20	V
Mean rectifying current	I_O	-	0.5	A
Peak forward surge current	I_{FSM}		2	A
Junction Temperature	T_j	-	125	$^{\circ}C$
Storage Temperature	T_{stg}	-40	+125	$^{\circ}C$



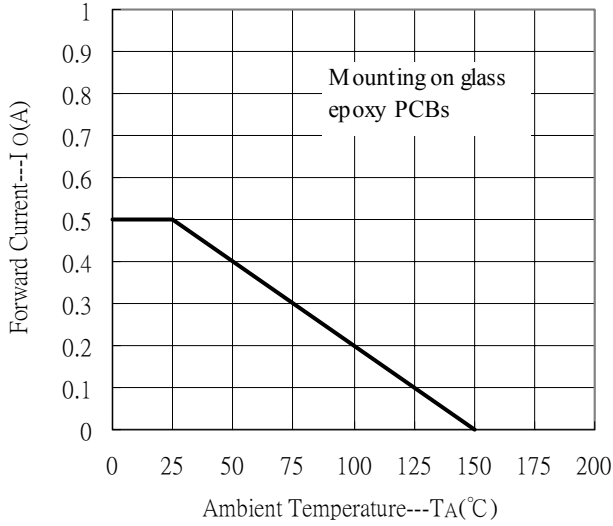
Electrical Characteristics @ $T_A=25^{\circ}\text{C}$ unless otherwise specified

Parameters	Symbol	Conditions	Min	Typ.	Max	Unit
Forward voltage	$V_F 1$	$I_F=100\text{mA}$	-	-	0.36	V
	$V_F 2$	$I_F=500\text{mA}$	-	-	0.5	V
Reverse leakage current	I_R	$V_R=20\text{V}$	-	-	100	μA

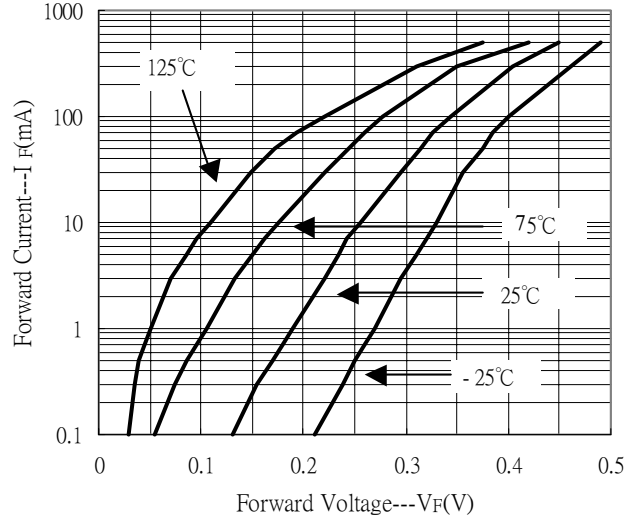


Characteristic Curves

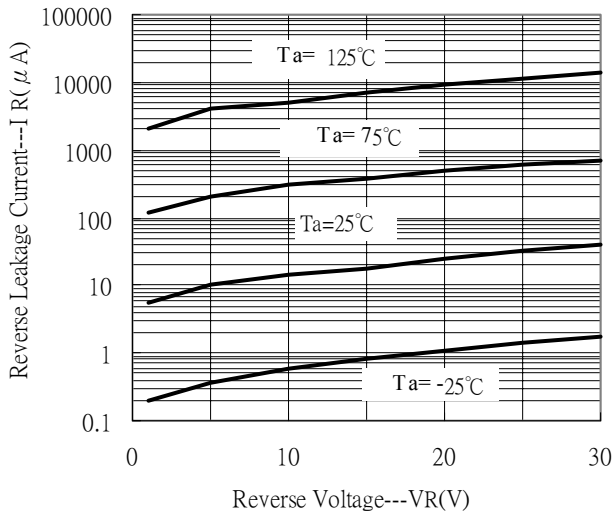
Forward Current Derating Curve



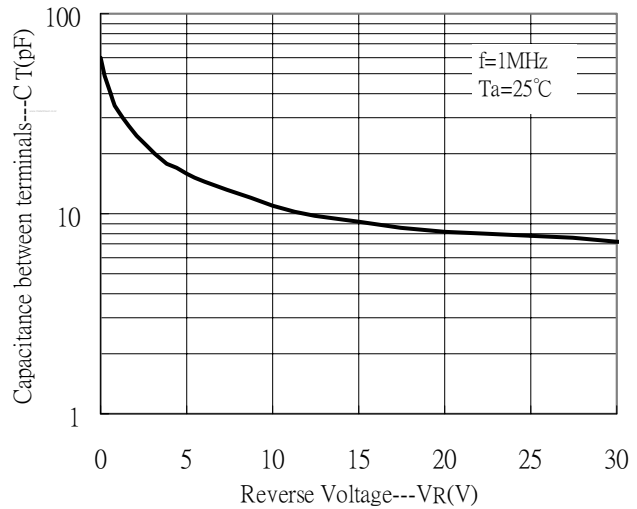
Forward Current vs Forward Voltage



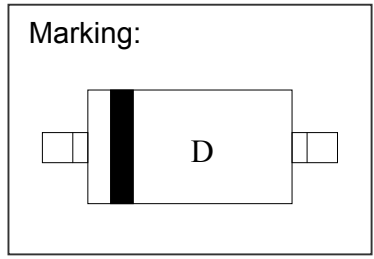
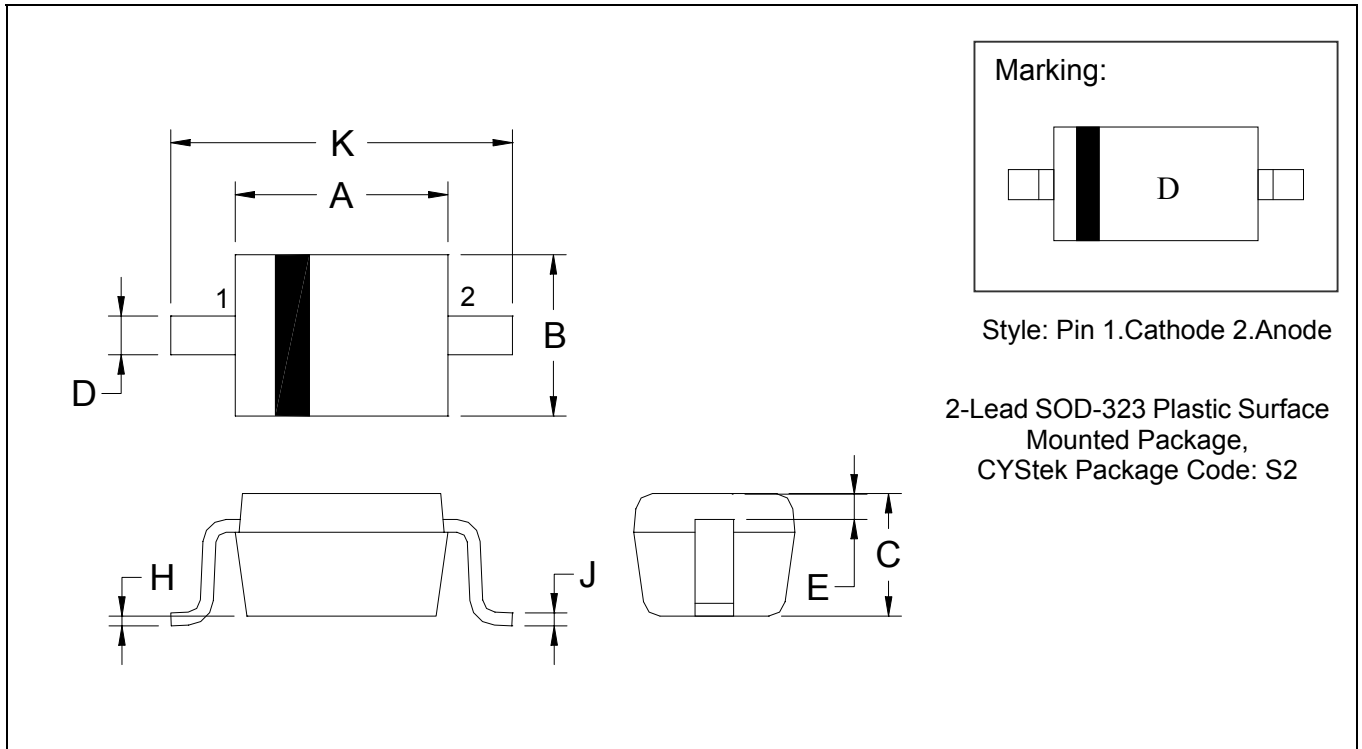
Reverse Leakage Current vs Reverse Voltage



Capacitance vs Reverse Voltage



SOD-323 Dimension



Style: Pin 1.Cathode 2.Anode

2-Lead SOD-323 Plastic Surface Mounted Package, CYStek Package Code: S2

*: Typical

DIM	Inches		Millimeters		DIM	Inches		Millimeters	
	Min.	Max.	Min.	Max.		Min.	Max.	Min.	Max.
A	0.0630	0.0709	1.60	1.80	E	0.0060 REF		0.15 REF	
B	0.0453	0.0531	1.15	1.35	H	0.0000	0.0040	0.00	0.10
C	0.0315	0.0394	0.80	1.00	J	0.0035	0.0070	0.089	0.177
D	0.0098	0.0157	0.25	0.40	K	0.0906	0.1063	2.30	2.70

Notes: 1.Controlling dimension : millimeters.
 2.Lead thickness specified per L/F drawing with solder plating.
 3.If there is any question with packing specification or packing method, please contact your local CYStek sales office.

Material:

- Lead: 42 Alloy ; solder plating
- Mold Compound: Epoxy resin family, flammability solid burning class: UL94V-0

Important Notice:

- All rights are reserved. Reproduction in whole or in part is prohibited without the prior written approval of CYStek.
- CYStek reserves the right to make changes to its products without notice.
- CYStek **semiconductor products are not warranted to be suitable for use in Life-Support Applications, or systems.**
- CYStek assumes no liability for any consequence of customer product design, infringement of patents, or application assistance.